

Sensorion



November 2021

DISCLAIMER

- This document has been prepared by Sensorion (the «Company») and is provided for information purposes only. This document does not purport to contain comprehensive or complete information about the Company and is qualified in its entirety by the business, financial and other information that the Company is required to publish in accordance with the rules, regulations and practices applicable to companies listed on Euronext Paris. No reliance may be placed for any purposes whatsoever on the information or opinions contained in this document or on its accuracy or completeness.
- This presentation does not constitute an offer to sell, a solicitation of, or an invitation to subscribe for or to buy, securities of Sensorion in any jurisdiction
- The information and opinions contained in this document are provided as of the date of this document only and may be updated, supplemented, revised, verified or amended, and thus such information may be subject to significant changes. The Company is not under any obligation to update the information or opinions contained herein which are subject to change without prior notice.
- The information contained in this document has not been subject to independent verification. No representation, warranty or undertaking, express or implied, is made as to the accuracy, completeness or appropriateness of the information and opinions contained in this document. The Company, its subsidiaries, its advisors and representatives accept no responsibility for and shall not, under any circumstance, be held liable for any loss or damage that may arise from the use of this document or the information or opinions contained herein.
- This document contains information on the Company's markets and competitive position, and more specifically, on the size of its markets. This information has been drawn from various sources or from the Company's own estimates which may not be accurate and thus no reliance should be placed on such information.
- This document contains certain forward-looking statements. These statements are not guarantees of the Company's future performance. These forward-looking statements relate to the Company's future prospects, developments and marketing strategy and are based on analyses of earnings forecasts and estimates of amounts not yet determinable. Forward-looking statements are subject to a variety of risks and uncertainties as they relate to future events and are dependent on circumstances that may or may not materialize in the future. Forward-looking statements cannot, under any circumstance, be construed as a guarantee of the Company's future performance and the Company's actual financial position, results and cash flow, as well as the trends in the sector in which the Company operates, may differ materially from those proposed or reflected in the forward-looking statements contained in this document. Important factors that could cause actual results to differ materially from the results anticipated in the forward-looking statements include those discussed or identified in the "Risk Factors" section of our 2021 Annual Financial Report published on 9 April 2021 and available on our website (www.sensorion.com). Even if the Company's financial position, results, cash-flows and developments in the sector in which the Company operates were to conform to the forward-looking statements contained in this document, such results or developments cannot be construed as a reliable indication of the Company's future results or developments. The Company does not undertake any obligation to update or to confirm projections or estimates made by analysts or to make public any correction to any prospective information in order to reflect an event or circumstance that may occur after the date of this document.
- Certain figures and numbers appearing in this document have been rounded. Consequently, the total amounts and percentages appearing in the tables may not necessarily equal the sum of the individually rounded figures, amounts or percentages.
- All persons accessing this document must agree to the restrictions and limitations set out above

INVESTMENT HIGHLIGHTS

- Sensorion is focused on **innovative treatments** that can **restore, treat and prevent hearing loss**
- **Three novel gene therapy programs** targeting unmet needs in **Otoferlin Deficiency, GJB2-related hearing loss** and **Usher Syndrome Type 1**
 - **Promising pre-clinical data** demonstrating improvement and restoration of hearing and vestibular functions (OTOF/USH1)
- **Exclusive relationship with Institut Pasteur** for all Inner Ear Gene Therapy Programs during the timeframe of the agreement
- Phase 2 study for **Sudden Sensorineural Hearing Loss with an oral small molecule**
 - Global, randomized study with **topline data release in January 2022**
- **Experienced management team** with broad expertise in gene therapy and drug development
- Strong shareholder support from **leading blue-chip investors**



SOFINNOVA

bpi**france**

FINANCIAL OVERVIEW

Date Established.....	2009
IPO	2015
Euronext Paris	„ALSEN.PA
Cash (June 30, 2021):.....	≈€55m
<i>Cash runway until end of H2 2022</i>	



1

SENSORION



MANAGEMENT TEAM



NAWAL OUZREN
Chief Executive Officer

SENSORION
(Since 2017)

SHIRE
(2016-2017)

Head of the Global Genetic Diseases Franchise

BAXALTA
(2014-2016)

Vice President of the Global Hemophilia Franchise

BAXTER
(2006-2014)
Vice President



GÉRALDINE HONNET
Chief Medical Officer

SENSORION
(Since 2020)

GENETHON
(2011-2020)

Director of Development

TRANSGENE
(2007-2011)

Responsible of development of infectious diseases programs

JANSSEN-CILAG EMEA
(2005-2007)
European Project Manager Virology

PAREXEL INTERNATIONAL
(2001-2005)
Medical Director



NORA YANG
Chief Scientific Officer

SENSORION
(Since 2021)

STRATIFY
(2020-2021)

Cofounder and CSO

NIH
(2010-2019)

Director of portfolio management and strategic operations

AMGEN
(2004-2006)
Sr Global Project Manager

ELI LILLY
(1992-2004)
Project team leader, new drug discovery



OTMANE BOUSSIF
Chief Technical Officer

SENSORION
(Since 2021)

NOVARTIS
(Since 2015)

Head Cell & Gene Therapy T. Dev.

SANOFI
(Since 2006)

Director Purification & Formulation processes, vaccines

MERCK SERONO
(Since 2004)

Manager Pre-formulation downstream processing

AVENTIS
(Since 2000)

Manager Formulation & Preclinical manufacturing



STEPHANIE FILIPE
Head of PMO

SENSORION
(Since 2020)

CELLECTIS
(2016-2020)

Program Leader & Preclinical Manager

OTR3
(2008-2015)

R&D Director & Clinical Project Manager

SENSORION

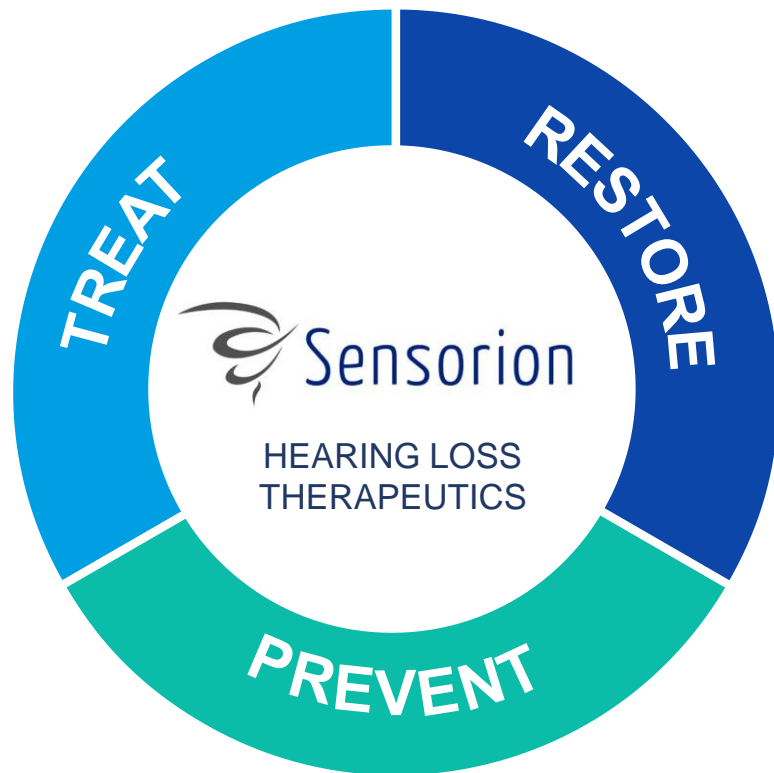
Sensorion is building up a gene therapy franchise in collaboration with Institut Pasteur

- Management team highly experienced in gene therapy and drug development
- **RESTORE**, **TREAT** and **PREVENT** in the field of hearing loss: Phase 2 small molecule and new focus on gene therapies
- High profile collaborations and partners attracted high profile investors:
 - Institut Pasteur, Cochlear®, French Armed Forces Biomedical Research Institute (IRBA), Necker Hospital and Sonova
 - ~€69.1m raised with key investors including Invus, Sofinnova Partners, Wuxi Apptec and 3SBio

FINANCIAL OVERVIEW

Date Established.....	2009
IPO	2015
Euronext Paris	ALSEN.PA
Cash (June 30, 2021):	≈€55m
<i>Cash runway until end of H2 2022</i>	

STRATEGY: RESTORE, TREAT & PREVENT HEARING LOSS



GENE THERAPY APPROACH

- Exclusive collaboration signed with Institut Pasteur in Gene Therapy to **RESTORE** auditory functions
- Program to **RESTORE** hearing in Otoferlin deficiency (DFNB9 deafness), one of the most common forms of congenital deafness
- Program to **RESTORE** hearing in GJB2-related hearing loss, the most common form of congenital deafness, also involved in adult early onset forms of severe presbycusis and in childhood onset forms of hearing loss
- Program to **RESTORE** hearing in Usher Syndrome Type 1

SMALL MOLECULE APPROACH

- Phase 2 PoC study ongoing with SENS-401 to **TREAT** Sudden Sensorineural Hearing Loss
- Pre-clinical study completed with SENS-401 to **PREVENT** cell death following cochlear implant procedure.
- SENS-401 to **PREVENT** Cisplatin-induced Ototoxicity

SENSORION FORMED CRITICAL STRATEGIC ALLIANCES FROM BENCH TO BEDSIDE



- EU reference center for monogenic forms of deafness
- Natural History study currently running for all monogenic forms of deafness; extension in EU clinical sites in preparation



French Biomedical Research Institute

- Access to a military population at risk of noise-induced hearing loss
- Strong medical network, strict monitoring and precise, regular, well-documented explorations
- Partnership to identify biomarkers for noise-induced hearing loss



- Global leader in implantable hearing solutions
- Currently developing a drug/ device combination to maintain residual hearing after CI surgery



- Interdisciplinary approach to the mechanisms of hearing and its damage
- Research in deafness therapies and preclinical studies



- Biggest retail chains in the world
- One of Sensorion's shareholders
- Collaboration to initiate Natural History in presbycusis



- Functional exploration in the field of otolaryngology and neurosciences (combining biological and audiological data)

INSTITUT PASTEUR IS LEADING THE WAY IN THE GENETICS OF HEARING



CHRISTINE PETIT
MD, PhD

- Chair of Genetics and Cellular Physiology, Professor at College de France
- Professor at Institut Pasteur (Paris)
- Head of the Laboratory of Genetics and Physiology of Hearing at Institut Pasteur
- Founding Director of the French Hearing Institute
- **Chair of the Scientific Advisory Board at Sensorion**

Awards and Distinctions

- Louisa Gross Horwitz Prize
- Kavli Prize in Neuroscience
- ARO Lifetime Achievement Award of Merit
- International Brain Prize from Grete Lundbeck Foundation
- Hughes Knowles Prize
- Louis-Jeantet for Medicine Prize
- L'Oréal-UNESCO for Women in Science Award
- Inserm Grand Prix
- Member of the French and American Sciences Academies and the American Medical Academy



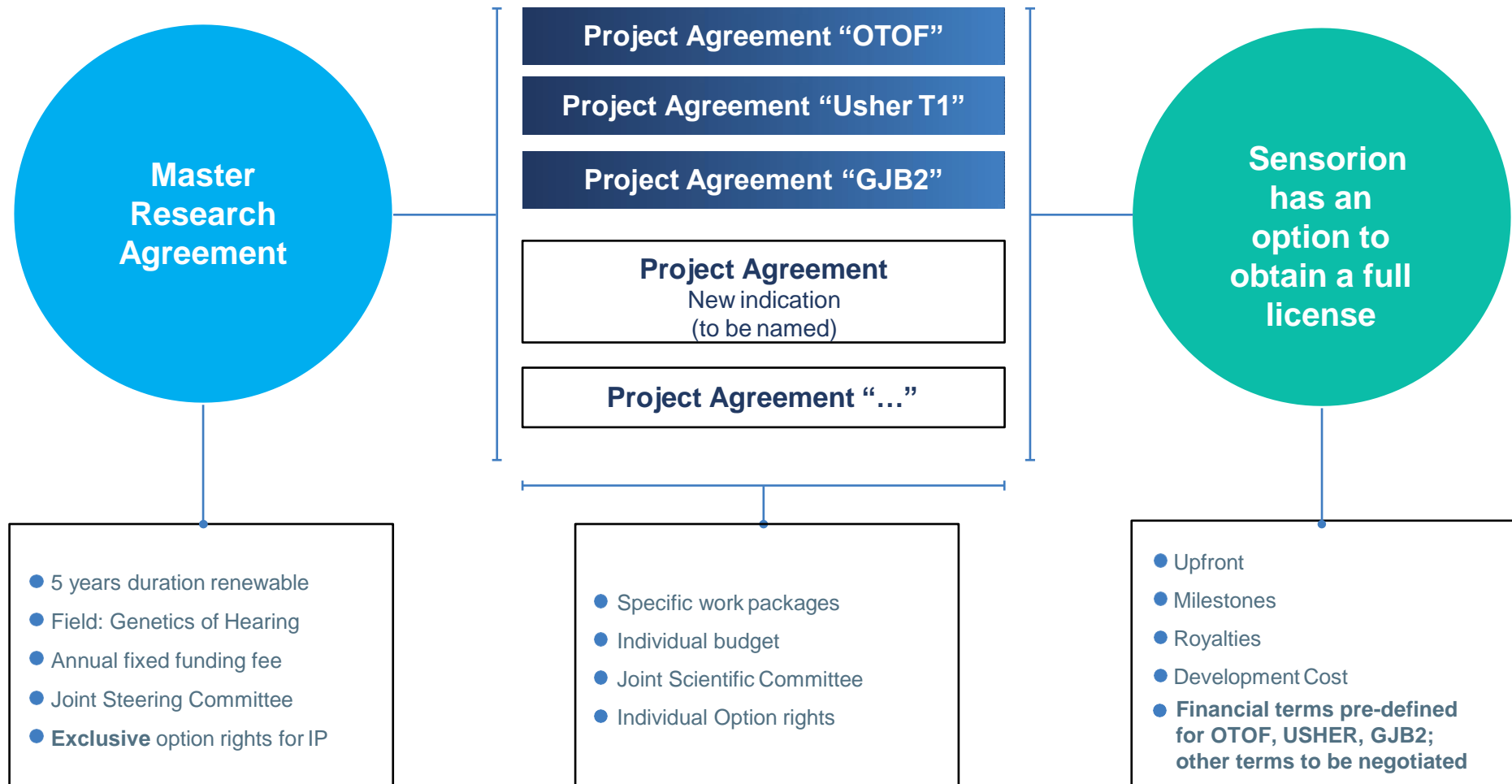
GENETICS AND PHYSIOLOGY OF HEARING UNIT AT INSTITUT PASTEUR LED BY PROFESSOR CHRISTINE PETIT

- >300 publications
- Mapped the first 2 genes (GJB2 and MYO7A) underlying childhood autosomal recessive deafness
- Identified more than 20 causative genes of hearing impairment
- Developed an interdisciplinary approach involving study of mouse models of various forms of human deafness as well as cell- and temporal-specific conditional KO mice
- Unraveled the pathogenic processes of a large spectrum of deafness

<https://research.pasteur.fr/en/team/genetics-physiology-of-hearing/>

SENSORION HAS ENTERED INTO A BROAD STRATEGIC R&D COLLABORATION WITH INSTITUT PASTEUR ON GENETICS OF HEARING

SENSORION HAS A RIGHT OF FIRST REFUSAL ON ALL GENE THERAPY PROGRAMS IN THE FIELD OF INNER EAR AT INSTITUT PASTEUR



SCIENTIFIC ADVISORY BOARD



Pr Christine Petit

Chair of the Scientific Advisory Board



Pr Alain Fischer

- Professor at College de France
- 2009-2016: Director and Founding Member of the Institute for Genetic Diseases (Imagine)
- 1996-2012: Director of the pediatric immunology department at Necker Hospital
- Pr Fischer notably led pioneering research on gene therapy



Dr Diane Lazard

- ENT Surgeon
- Principal Associate Investigator at the Hearing Institute (Paris)
- Currently pursuing research on deciphering language processing variability in deafness



Dr Hernán López-Schier

- Senior Group Leader and Research Unit Director at the Helmholtz Center (Munich)
- Currently pursuing research on fundamental sensory biology and sensory dysfunction
- His group was the first to visualize the regeneration of mechanosensory hair cells in their natural context



Pr Paul Avan

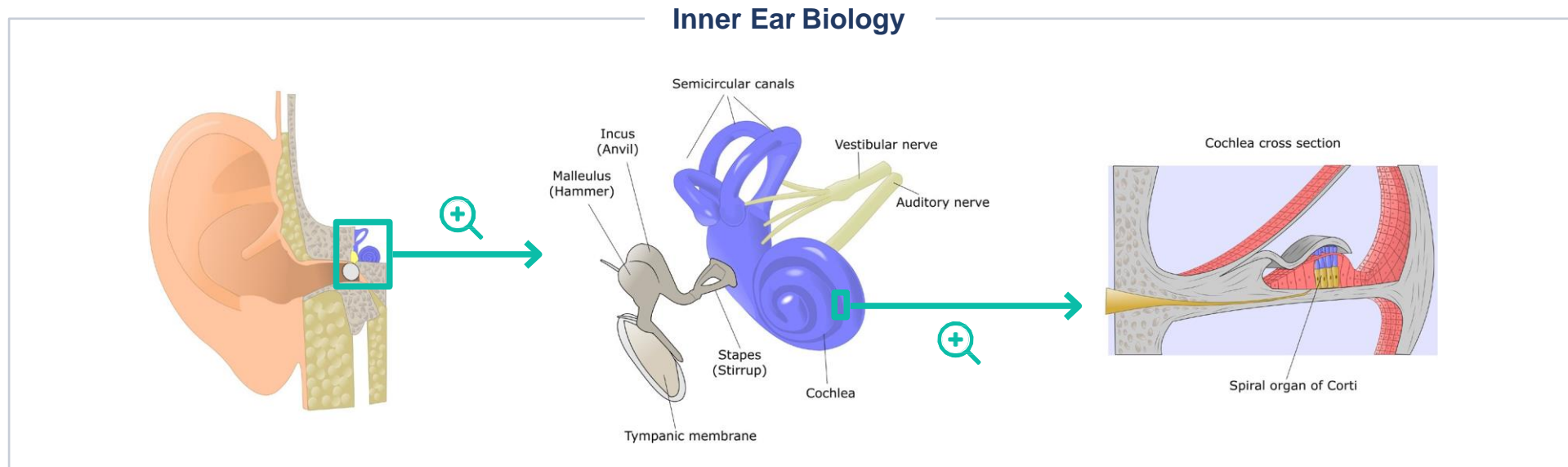
- Physicist and Medical Doctor in Biophysics
- Head of the Center for Research and Innovation in Human Audiology at Hearing Institute (Paris)
- Designed original objective methods of exploration of the cochlea and auditory pathways



Dr Rob Dow

- >37 years of experience in the pharmaceutical and biotech industry
- Former Chief Medical Officer at PPD Inc.
- Substantial experience across therapeutic areas from pre-clinical to Phase 3 development

THE INNER EAR IS ONE OF THE MOST DELICATE ORGANS IN THE HUMAN BODY



ACCORDING TO THE WORLD HEALTH ORGANIZATION*:

~1.5bn

PEOPLE AFFECTED BY HEARING LOSS WORLDWIDE

~2.5bn

PEOPLE PROJECTED TO BE AFFECTED BY 2050

*2021 WHO World report on Hearing

KEY FACTS

- Every human is born with a specific number of sensory hair cells
 - 3,500 Inner Hair Cells
 - 12,000 Outer Hair Cells
 - Hair cells do not naturally regenerate

PIPELINE: BUILDING AN ATTRACTIVE PIPELINE IN THE HEARING SPACE

TREAT

PREVENT

RESTORE

Product	Indication	Discovery	In vivo PoC	Pre-clinical	Phase 1	Phase 2	Phase 3	Next milestones (estimated timelines)	
SENS-401	Sudden sensorineural hearing loss								Topline data release January 2022
SENS-401	Cisplatin induced ototoxicity								Clinical trial design submission H2 2021
SENS-401	Hearing preservation after cochlear implantation								Clinical trial design submission H2 2021
SENS-401	Aminoglycoside induced ototoxicity								
OTOF-GT*	Otoferlin deficiency								Clinical Trial Application in H1 2023
Usher-GT*	Usher syndrome Type 1							Confirmatory In-vivo PoC	
GJB2-GT*	GJB2-related early presbycusis							Candidate selection	
GJB2-GT*	Pediatric progressive GJB2-related hearing loss							Candidate selection	
GJB2-GT*	Congenital GJB2-related hearing loss							Candidate selection	

3SBio has a right of first refusal with respect to licensing in Greater China of SENS-401 (except in combination with cochlear implants), OTOF-GT and USHER-GT

*Option to obtain a licence from Institut Pasteur (pre-defined financial terms and other terms to be negotiated)



2

**GENE
THERAPY
RESTORE**

SENSORION'S FIRST GENE THERAPY PROGRAMS TO TREAT RARE AUDITORY DISEASES

3 PROGRAMS INITIATED UNDER THE STRATEGIC COLLABORATION AGREEMENT WITH INSTITUT PASTEUR

OTOFERLIN DEFICIENCY

Patients with mutations in OTOF suffer from severe to profound sensorineural prelingual non-syndromic hearing loss

Otoferlin deficiency could be responsible for up to 8% of all cases of congenital hearing loss

Prevalence ~20,000 in the USA + EU

Incidence ~1100 per year in USA + EU

GJB2-RELATED HEARING LOSS

We have identified three forms of hearing loss associated with GJB2 gene mutations:

- Early onset of severe presbycusis
- Childhood onset
- Congenital onset
- ~100,000 patients between 30 and 69 years old thought to be affected by a monogenic form of presbycusis due to GJB2 mutations
- Prevalence of congenital and childhood onset forms are estimated to be around 200,000 patients as around 50% of autosomal recessive non syndromic hearing loss cases are thought to be from GJB2 mutations

USHER SYNDROME TYPE 1

Patients with Usher Syndrome Type 1 are born with severe to profound congenital bilateral sensorineural hearing loss and congenital vestibular dysfunction. Progressive vision loss appears during childhood

Prevalence of Usher Syndrome: 4-17 per 100,000 people (~13k-55k patients in EU5 countries; ~13k-56k patients in USA)

Usher Syndrome Type 1 represents ~40% of all cases of Usher Syndrome

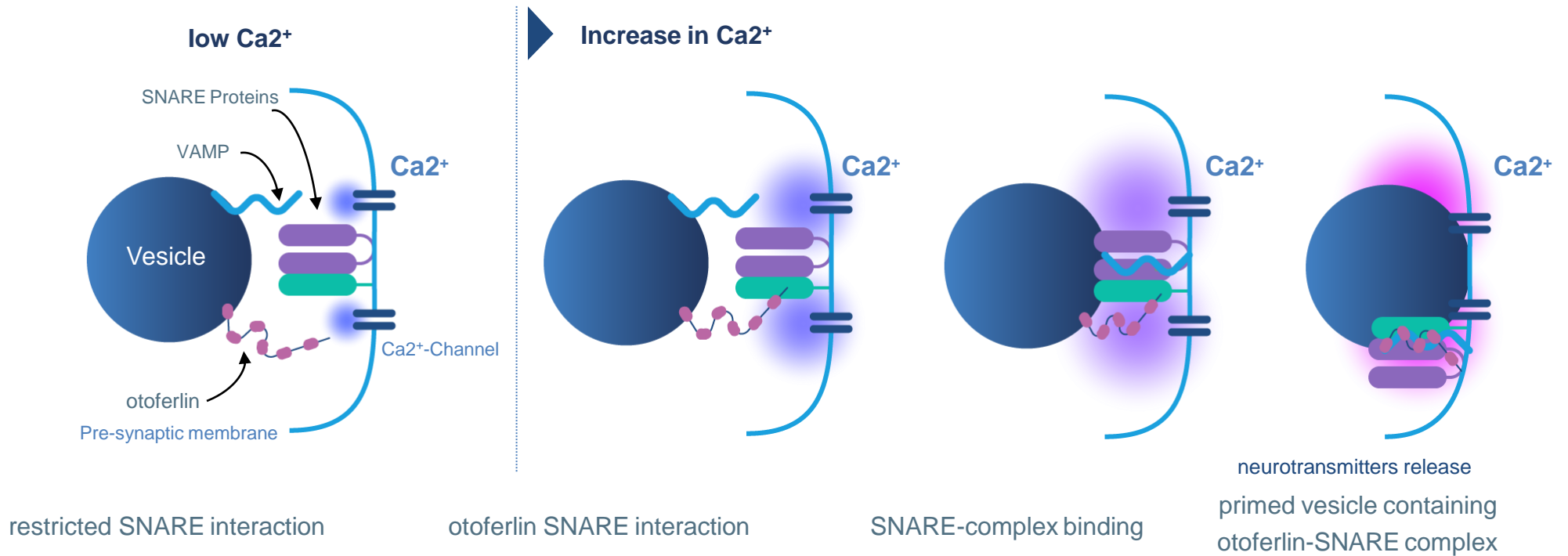
We are addressing the USH1G mutations

Sources: Akil *et al.* 2019 ([link](#)), Orphanet ([link](#)), NIH ([link](#)), company estimates based on publicly available population data, Chardan 2020 report, Bryan, Garnier & Co 2019 report, Institut Pasteur, Boucher *et al.* 2020 ([link](#))

DELAYED DIAGNOSIS – NOT SUSPECTED AT FIRST SIGHT

GENE THERAPY HAS A LIFE-CHANGING POTENTIAL FOR THESE AUDITORY DISEASES

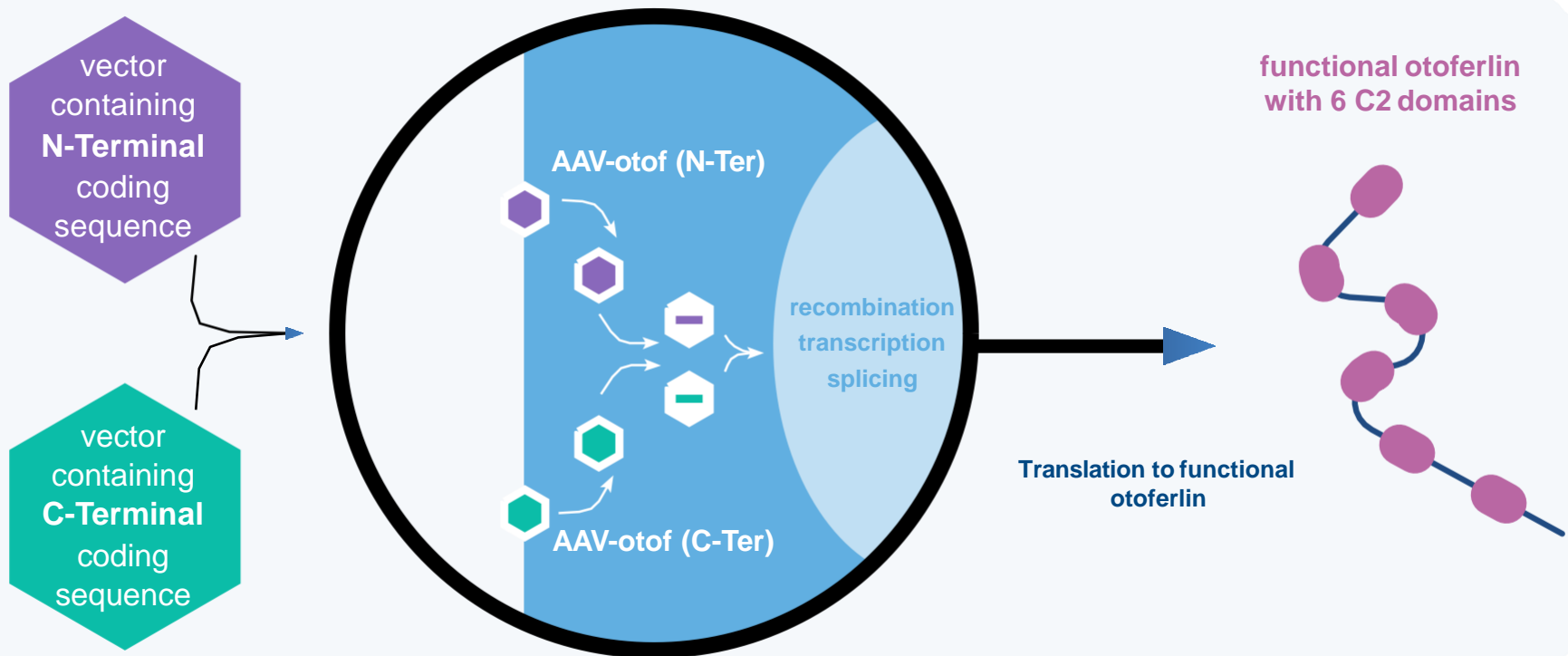
OTOF GENE ENCODES OTOFERLIN, A KEY Ca^{2+} SENSOR PROTEIN



Model illustrating calcium regulation of otoferlin/SNARE interaction in the hair cell. – Adapted from Ramakrishnan *et al.* 2014

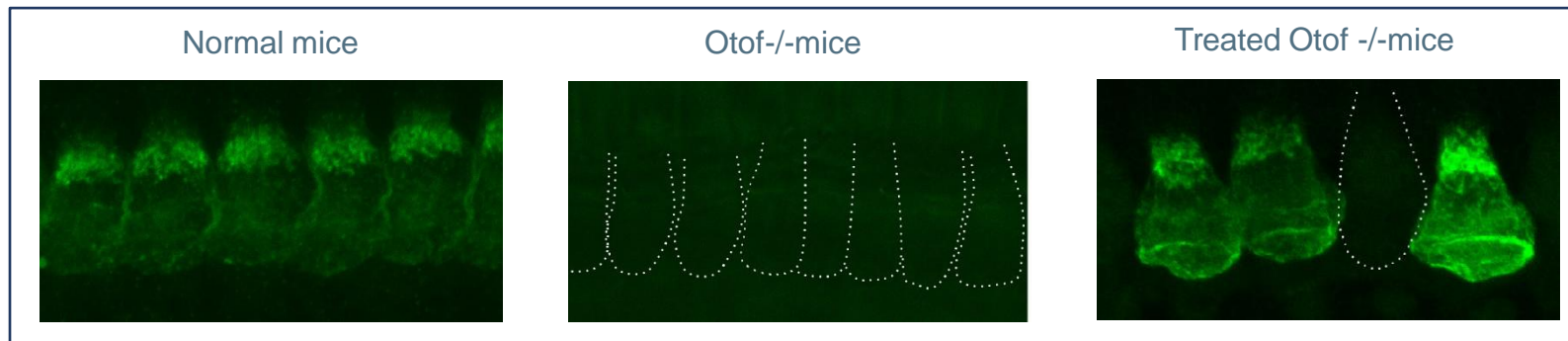
OTOF is the gene coding for the Otoferlin protein, a Ca^{2+} sensor for vesicle fusion and vesicle pool replenishment at auditory hair cell ribbon synapses

DUAL AAV OTOF GENE THERAPY - MECHANISM OF ACTION

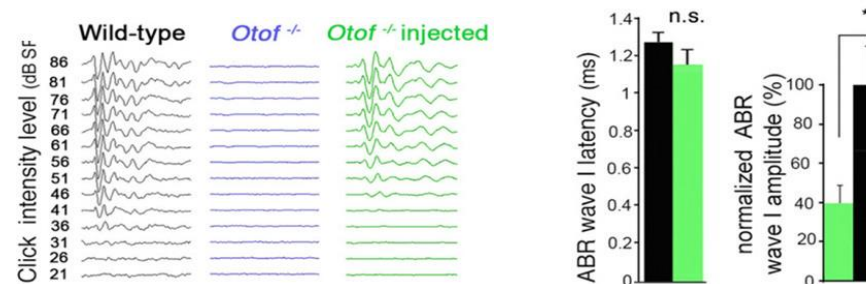


PRE-CLINICAL OTOF GENE THERAPY PROOF OF CONCEPT DURABLY RESTORES COCHLEAR RECEPTOR FUNCTION IN A KNOCK-OUT MOUSE MODEL

Immunostained inner hair cells in wild type, *Otof*^{-/-} and *Otof*^{-/-} injected with dual AAV2 quadY-F OTOF vector expression of *Otof* protein in cochlear receptors



Restoration of auditory function in *Otof*^{-/-} using Dual AAV2 quadY-F OTOF



Akil et al. 2019 ([link](#))

OTOFERLIN “AUDINNOVE” CONSORTIUM PROVIDES PRIVILEGED ACCESS TO PATIENTS AND SURGEONS

Audinnove consortium received Hospital-University Research (RHU) prize:

- The consortium is eligible to receive up to €9.7m to develop a gene therapy program addressing Otoferlin deficiency
- Audioferline: Natural History Study: clinical evaluation and selection of patients
- Database compilation with genotypic and phenotypic characterization of children with congenital hearing loss
- Phase 1 gene therapy study (financing up to 1st patient in the clinical study)

This consortium is key to the understanding of the epidemiology and to build awareness of the emerging gene therapies

Necker-Enfants Malades Hospital

- The first dedicated pediatric hospital in the world
- Today one of the largest children’s hospital in Europe

The Reference Center for Genetic Deafness at Necker coordinates the French and European genetic deafness networks



This project is financed by the French State, via the National Research Agency through the “Investing for the future” program (ref: ANR-18-RHUS-0007)

AUDINNOVE CONSORTIUM MEMBERS



OTOF GENE THERAPY PROGRAM STATUS

PoC data in mouse



PoC preliminary data in Non-
Human Primates



Product Development and
Manufacturing Agreement



Advice from regulatory
authorities

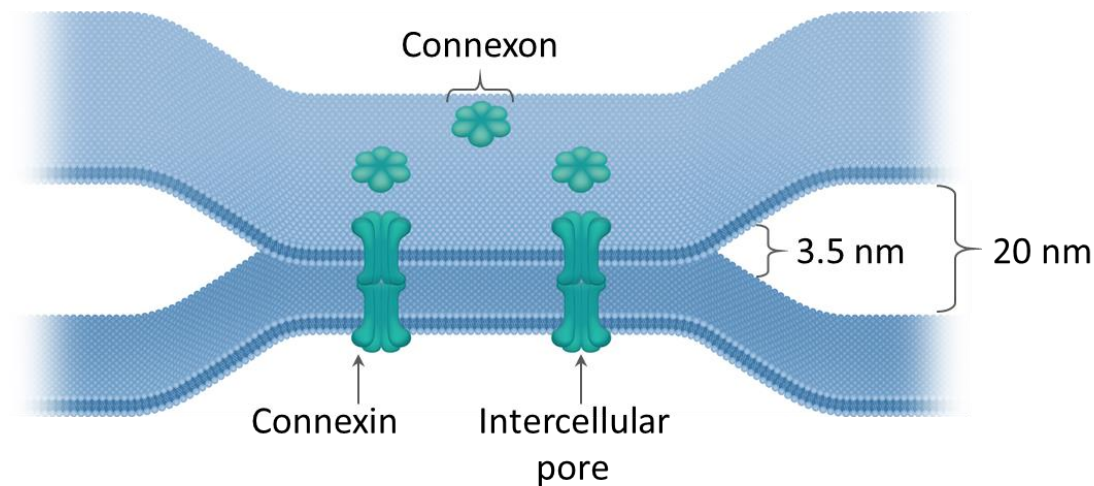


Clinical Trial Application

CONNEXIN 26 IS A GAP-JUNCTION PROTEIN ENCODED BY GJB2 GENE AND RESPONSIBLE FOR TISSUE HOMEOSTASIS MUTATIONS IN THE GENE LEADS TO DEAFNESS

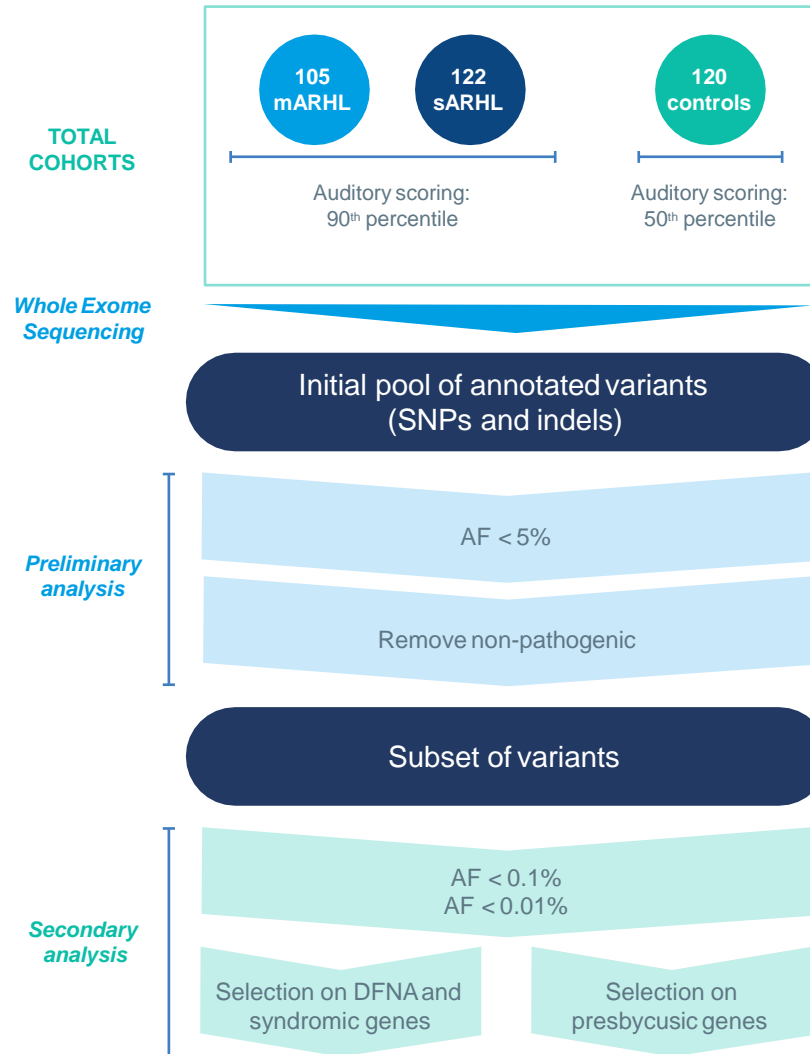
- **GJB2** is the gene encoding for the **Connexin 26** protein; one of 20 known connexins in humans and almost endemic to the cochlea (together with Cx30); **a hexamer of 6 proteins forms Gap Junctions**
- Gap Junctions are **key for the intercellular exchange of molecules** (miRNA, glucose, ions, etc.) hence responsible for **tissue homeostasis**
- GJB2 cDNA = 681 bp compatible with the use of a **single AAV**
- More than 100 recessive mutations origin Cx26 truncation / deletion leading to non-syndromic hearing loss and deafness

- GJB2 mutations are the **most prevalent form of congenital deafness** (DFNB1)
- Children are usually being **diagnosed during the newborn screening** routine and current SoC is cochlear implantation prior language acquisition
- Prof. Christine Petit observed in an epidemiology study that some patients demonstrating early onset of **severe presbycusis** carried GJB2 mutations^[1]



Schematic representation of a gap junction – adapted from Kemperman, Hoefsloot and Cremers J R Soc Med 2002;95; 171-177

GJB2 HAS BEEN IDENTIFIED AS PART OF INSTITUT PASTEUR'S DELIBERATE AND SYSTEMATIC PROCESS TO IDENTIFY MONOGENIC FORMS OF EARLY ONSET OF SEVERE PRESBYCUSIS



Boucher et al. 2020

- Severe presbycusis is a bilateral progressive loss of hearing starting from a high-frequency region of the hearing spectrum with an onset as early as 30-40 years old
- Rare predicted pathogenic variants present in genes responsible for early onset forms of deafness explain 25% of all mARHL cases and 25% of sARHL cases. These mutations were not present in the normal population
- Institut Pasteur's results establish the existence of a continuum of auditory phenotypes, from early-onset forms of deafness to severe presbycusis caused by mutations in the same set of genes
- They indicate that many severe cases of presbycusis are likely monogenic disorders

mARHL: family members presenting severe and early onset of presbycusis
sARHL: subjects presenting the « worst » severe presbycusis phenotype
AF: Allele Frequency

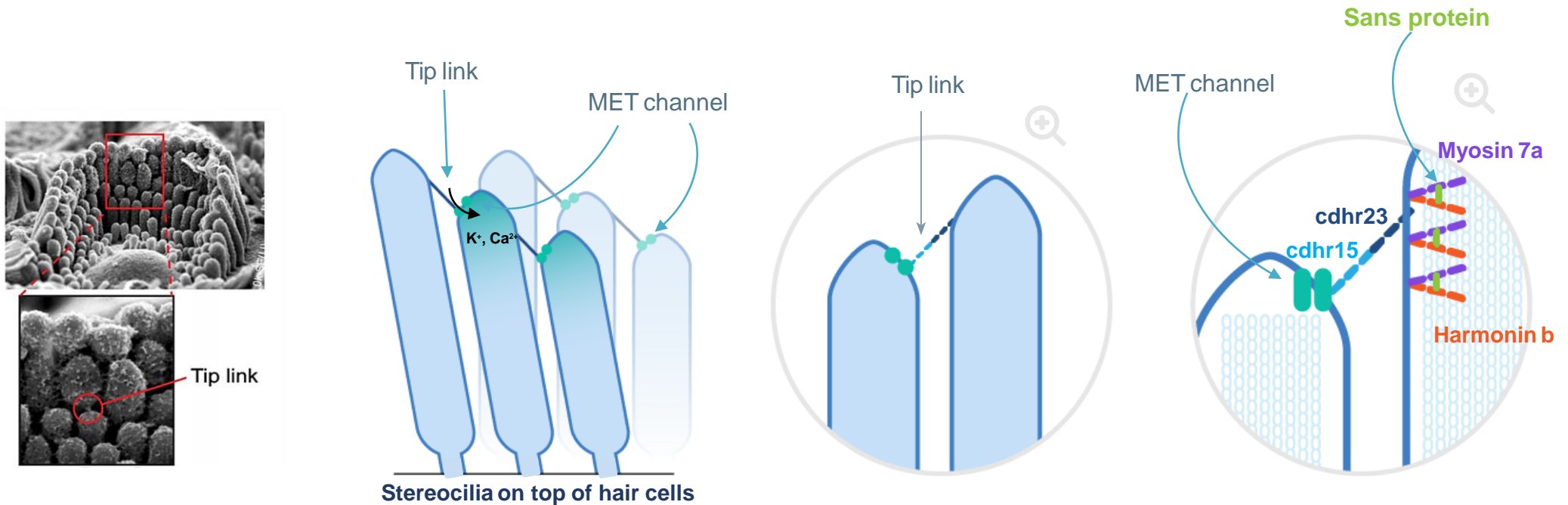
GJB2 GENE THERAPY PROGRAM NEXT STEPS

Natural History Study

Candidate selection

Preclinical IND enabling studies

USH1G GENE ENCODES "SANS", AN ESSENTIAL PROTEIN FOR MECHANOELECTRICAL TRANSDUCTION



Adapted from Mathur and Yang. 2014

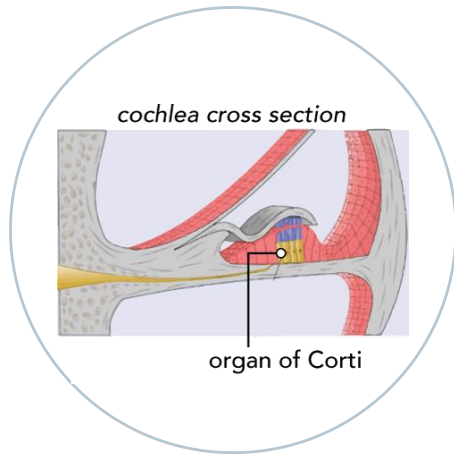
Adapted from Emptoz *et al.* 2017 ([link](#))

Tip links on top of hair cells are translating a vibration due to acoustic stimulation into electrical depolarization by mechanically opening ion channels

The "sans" protein encoded by the USH1G gene is essential for the structural properties of the tip links

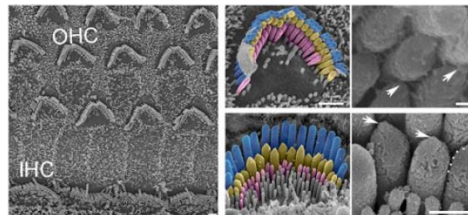
USH1G GENE THERAPY RESTORED HEARING & VESTIBULAR FUNCTIONS

PROOF OF CONCEPT IN A KNOCK-OUT MOUSE MODEL BY INSTITUT PASTEUR

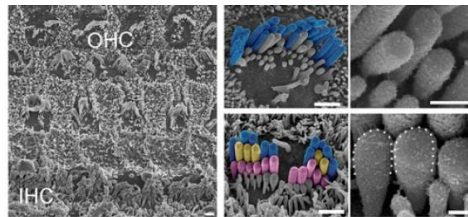


Cochlear stereocilia

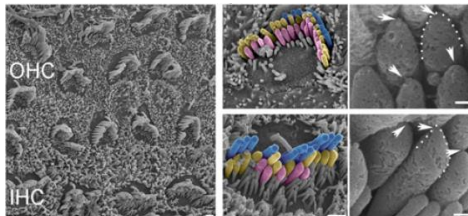
Normal mice



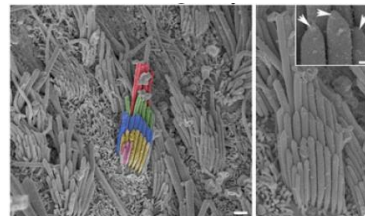
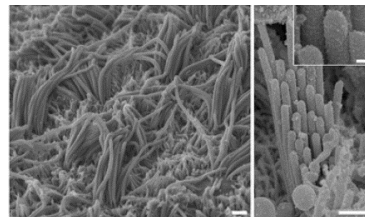
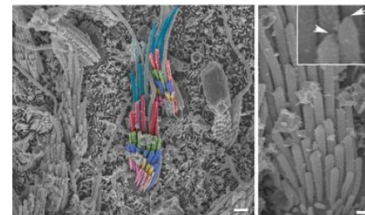
Ush1g^{-/-} mice



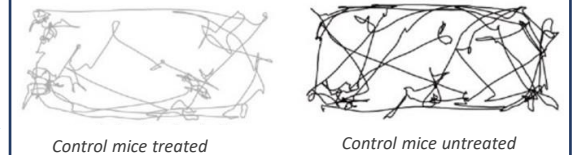
Treated Ush1g^{-/-} mice



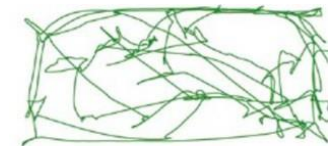
Vestibular stereocilia



Mouse displacement recordings in Open Field Test



Ush1g^{-/-} untreated mice



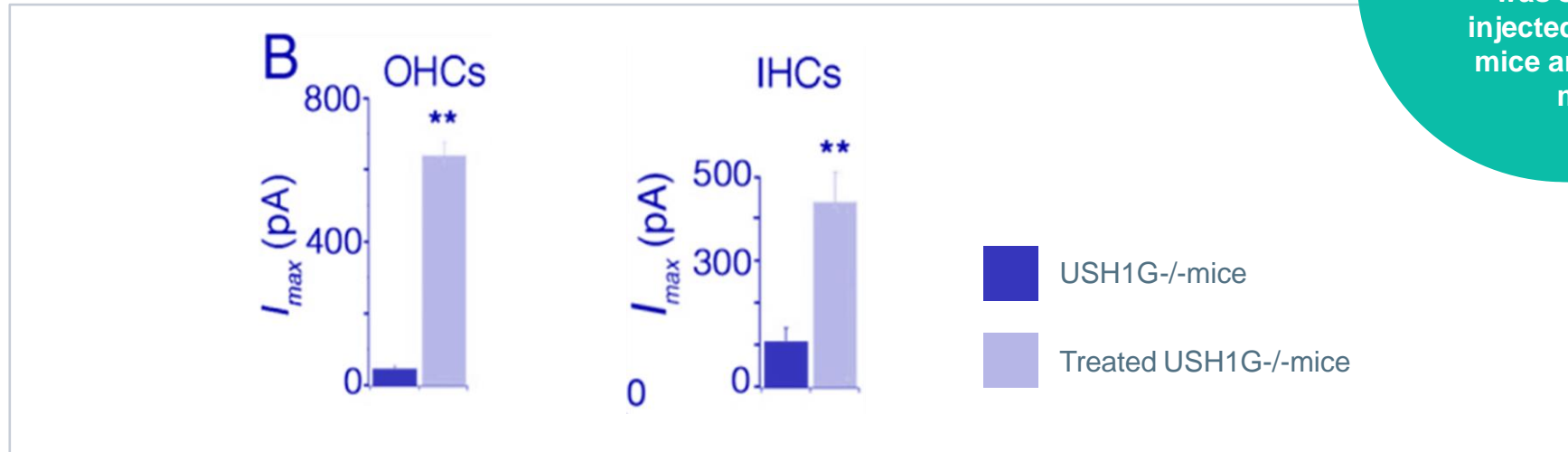
Ush1g^{-/-} treated mice

Source: Emptoz *et al.*, "Local gene therapy durably restores vestibular function in a mouse model of Usher syndrome type 1G," 2017 ([link](#))

USH1G GENE THERAPY RESTORED HEARING & VESTIBULAR FUNCTIONS (CONT.)

PROOF OF CONCEPT IN A KNOCK-OUT MOUSE MODEL BY INSTITUT PASTEUR

Mechanoelectrical transduction (MET) currents recorded *ex vivo* (recording of peak amplitude of the MET currents)



Source: Emptoz *et al.* 2017 (link)

Restoration of stereocilia physiology using AAV8-SANS restored electrical excitability of sensory cells

The sensitivity of the transduction current response to hair bundle displacement was similar in injected USH1G-/- mice and control mice

USH1G GENE THERAPY PROGRAM STATUS

PoC data in mouse



PoC data in mouse with an
extended therapeutic
window



Sensorion and Institut Pasteur
discussing next steps



3

SENS-401

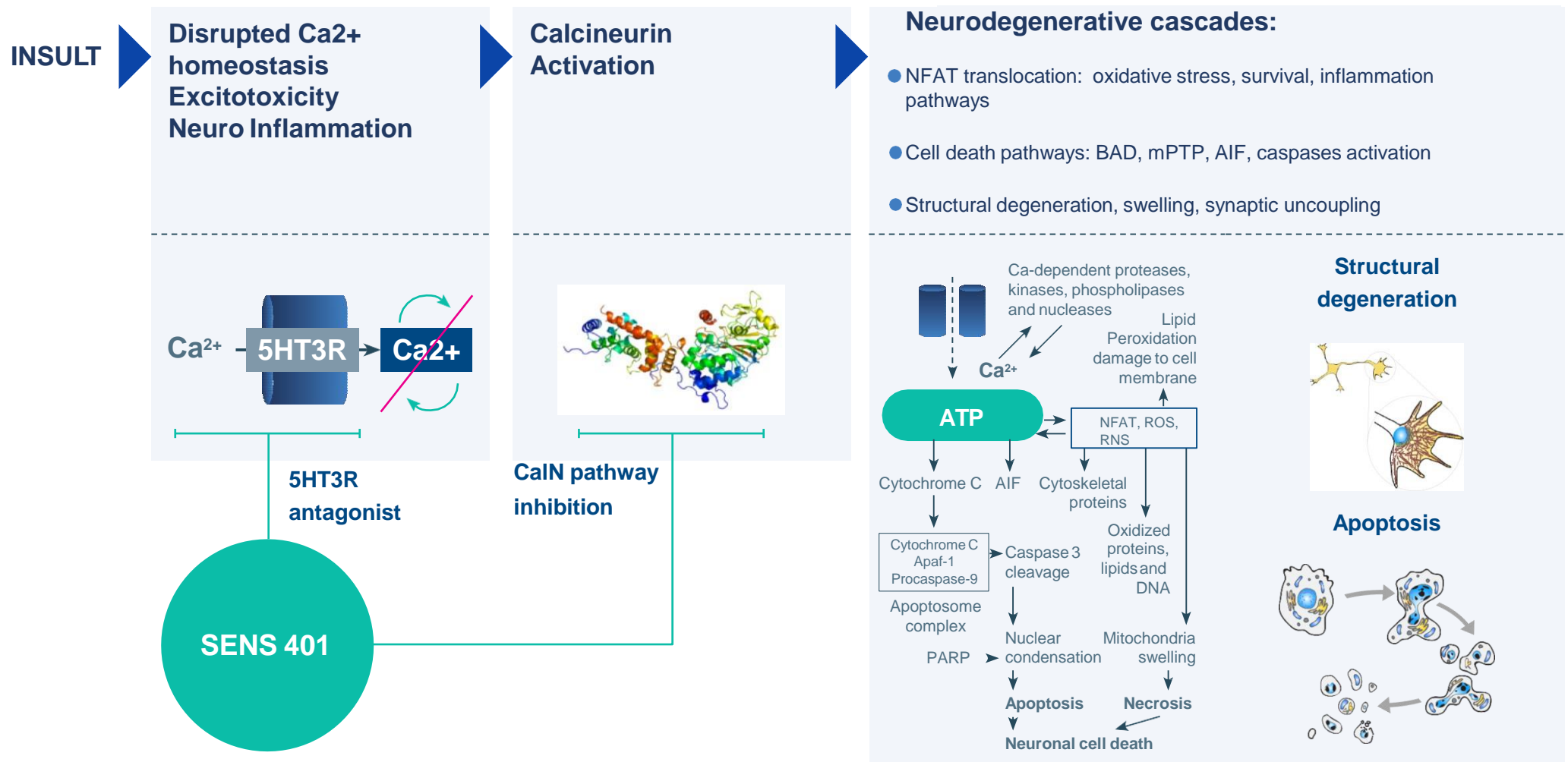
TREAT

AND

PREVENT

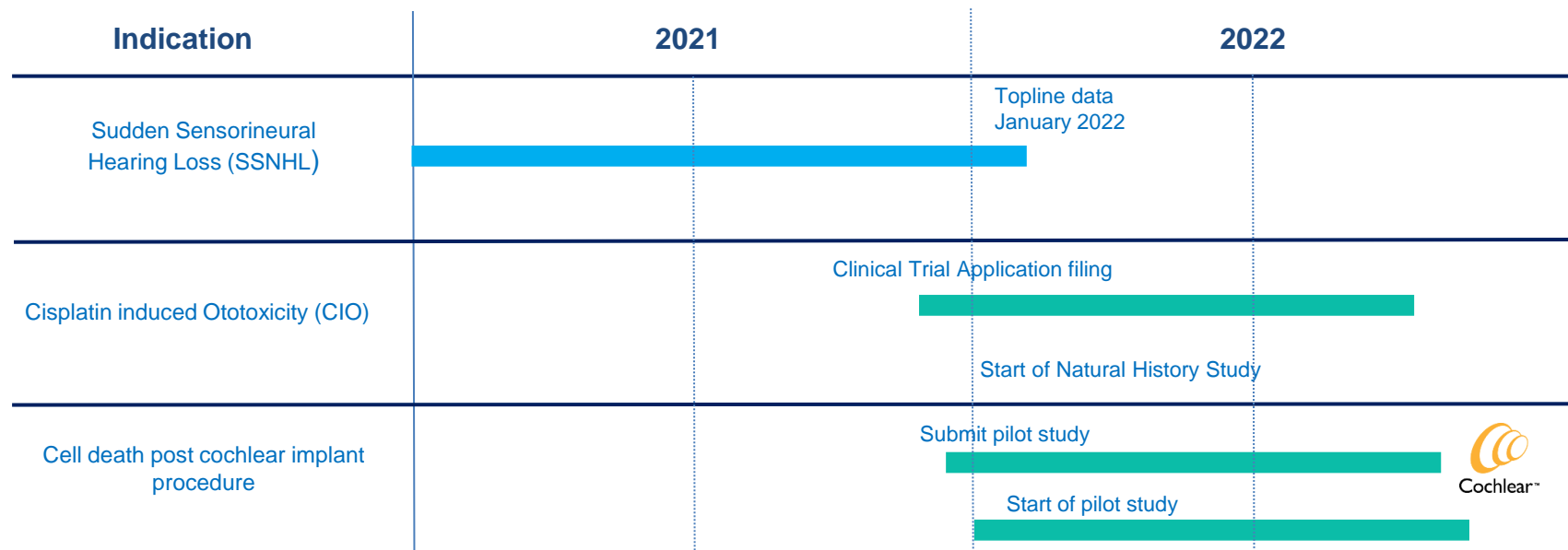


SENS-401 MECHANISM OF ACTION CREATES THE OPPORTUNITY TO TARGET MULTIPLE INDICATIONS WITH ONE COMPOUND



SENS-401: MULTIPLE INDICATIONS PURSUED TO TREAT AND PREVENT HEARING LOSS

ORALLY AVAILABLE SMALL MOLECULE 5HT3 RECEPTOR ANTAGONIST & CALCINEURIN INHIBITOR – ESTIMATED TIMELINES



* "Patriot" Consortium (IRBA, Sensorion, Echodia, Institut Pasteur) awarded up to €10.8m non dilutive financing by French government, staged over the duration of the project.

Sensorion will receive up to €5.6m to further develop SENS-401 in SSNHL
 French army participating in the ongoing Phase 2 study

SUDDEN SENSORINEURAL HEARING LOSS AND CISPLATIN INDUCED OTOTOXICITY CAN LEAD TO PERMANENT DISABLING HEARING LOSS

WHAT IS SSNHL?

The sudden onset of a significant hearing loss due to dysfunction of the cells of the cochlea and central auditory structures.

Hearing loss develops over less than 72 hrs, hearing sensitivity is reduced by at least 30 dB (1,000 fold) in the affected ear(s).

>70% of cases are idiopathic, known causes include noise/head trauma, ischemia, infection.

>50% of patients suffer from permanent disabling hearing loss, mostly those with initial severe/profound hearing loss.

Complications significantly impact quality of life due to:

- Difficulties in communicating, social isolation, cognitive decline
- Accompanying tinnitus

Incidence: 27-35 per 100,000 (218,000 patients in 2017 in G7 countries)¹

WHAT IS CIO?

Hearing loss caused by cisplatin administration as chemotherapeutic treatment. Risk factors include young age as well as individual and cumulative cisplatin doses.

CIO leads to permanent inner ear problems in 50-60% of cases. These complications significantly impact patients' quality of life due to:

- Hearing loss, tinnitus and dizziness impacting daily life activities
- Problems in language acquisition and learning for pediatric patients
- Difficulties in communicating, social isolation, cognitive decline

Potential treatments must not interfere with cisplatin efficacy

Incidence of Cisplatin treated patients: 500,000 patients in 2025 in G7 countries¹

¹ Company/ estimates based on publicly available data (in the US, Japan, Germany, France, the UK, Italy and Spain)

SENS-401 DEVELOPED TO TREAT SUDDEN SENSORINEURAL HEARING LOSS

SENS-401 DEMONSTRATED SAFETY IN PHASE 1

- 36 healthy volunteers enrolled in a double-blind, randomized, multiple ascending dose design (7 days)
- No serious or significant adverse event reported, safety profile comparable to placebo
- Pharmacokinetics match effective systemic exposures in pre-clinical model

SENS-401 MARKET EXCLUSIVITY

- Strong IP with 2 patent families
- Orphan Drug Designation from EMA
- Pediatric Investigation Plan approved in EU

DAILY ADMINISTRATION OF SENS-401 REDUCES AUDITORY DEFICIT IN RATS

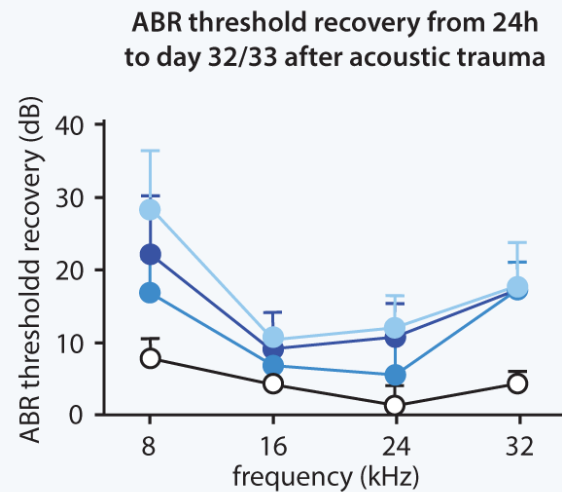
A daily oral administration of SENS-401 (13.2 mg/kg bid) reduces auditory deficit and improves recovery

MODEL

- Randomized treatment post-noise induced trauma (2h exposure at 120 dB) in rats receiving either twice daily placebo or SENS-401 PO for 28 days

BENEFIT

- Regulatory threshold for efficacy (>15 dB improvement)
- Significant effects with treatment initiation delay up to 96 hrs



- placebo (n=7)
- SENS-401 from 24h (n=7) $p < 0.001$
- SENS-401 from 72h (n=8) $p < 0.012$
- SENS-401 from 96h (n=9) $p < 0.006$

Petremann *et al.* 2018

SENS-401 PHASE 2 TO TREAT SSNHL

A RANDOMIZED, MULTICENTER, DOUBLE-BLIND, PLACEBO-CONTROLLED TRIAL

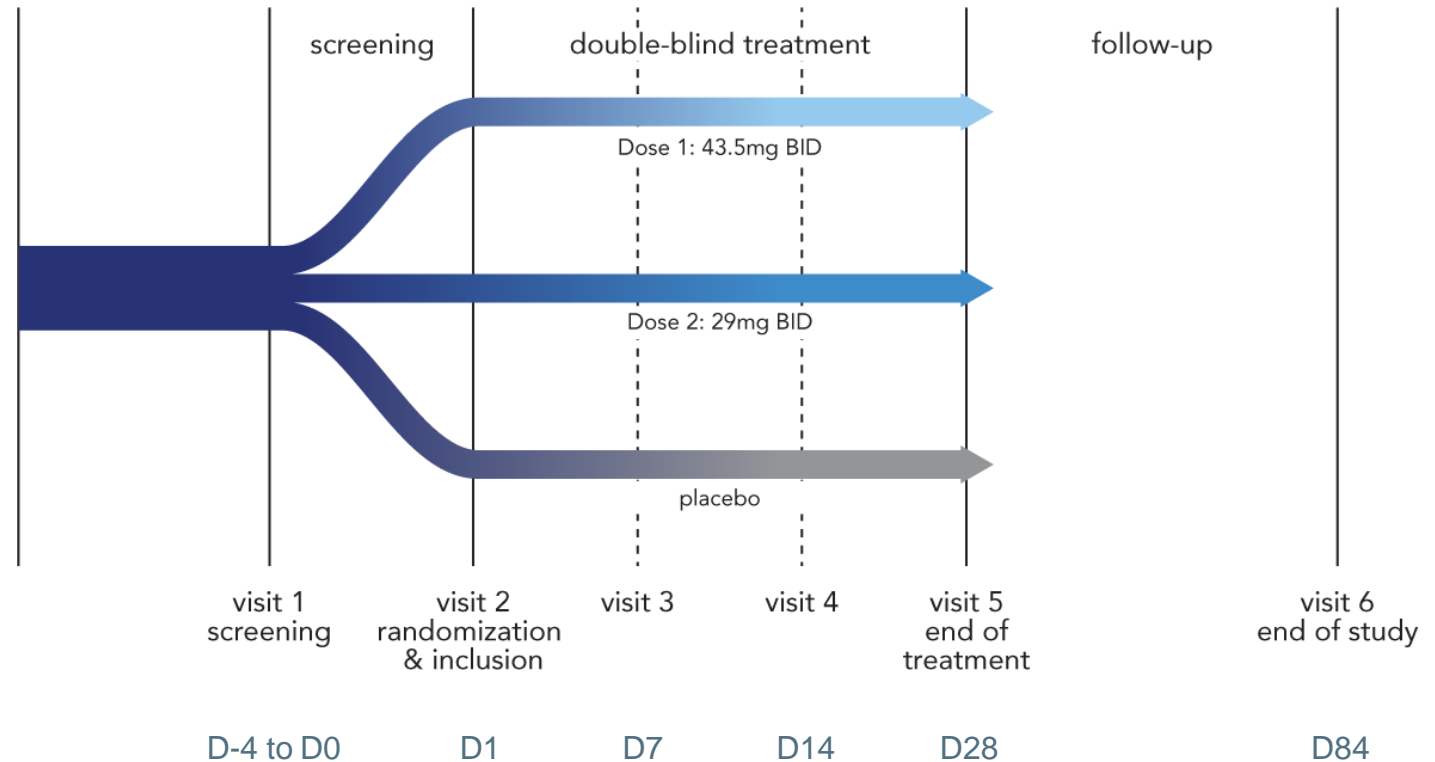
50 clinical sites globally

1 Primary endpoint
Audiometry
15dB improvement vs.
Placebo

Enrollment completed*

Timing

Q1 2019 center openings	June 2020 Positive DSMB Review	January 2022 Final results
-------------------------------	---	-------------------------------------



* New recruitment target at 111 patients for Phase 2 SENS-401
115 patients enrolled; recruitment completed end of October 2021
Amendment approved by 9 out of 10 participating countries, the last one remains pending

SENS-401 PRE-CLINICAL PROOF OF CONCEPT IN CISPLATIN INDUCED HEARING LOSS

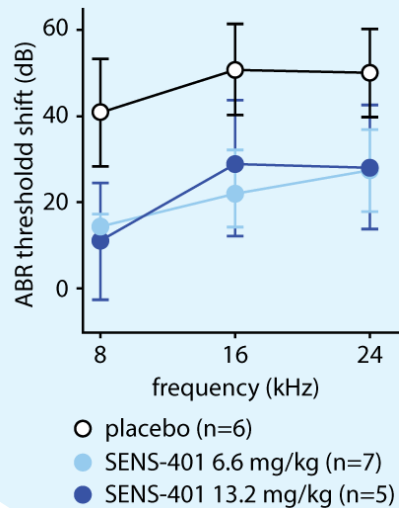
SIGNIFICANTLY REDUCES CISPLATIN-INDUCED HEARING LOSS AND OUTER HAIR CELL DEATH IN PRE-CLINICAL MODELS

PREVENT

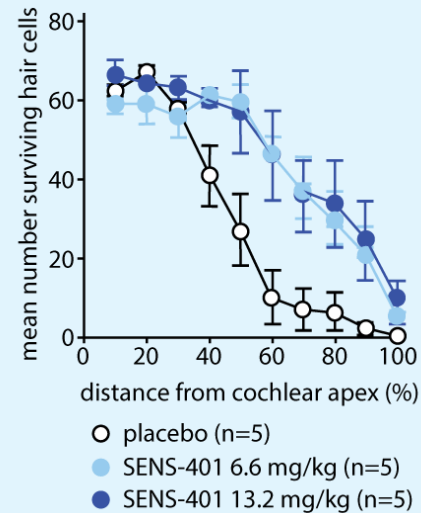
TREATMENT PROTOCOL

SENS-401 6.6 mg/kg, 13.2 mg/kg or placebo were administered to rats once-daily for 13 consecutive days after cisplatin infusion

Auditory brainstem response (ABR) threshold shift at day 14



Cochleograms at day 14



Clinical Trial Application filing in CIO in adults confirmed for H2 2021

Significantly more surviving outer hair cells were present after SENS-401 treatment compared with placebo ($p < 0.001$), with up to 11-fold more in the basal turn of the cochlea

Significant improvement versus placebo

23-28 dB with 6.6 mg/kg ($p < 0.010$)

22-30 dB with 13.2 mg/kg ($p < 0.013$)

Significant enhancement of Outer Hair Cells survival 22-264% for both doses

Source: Petremann *et al.* 2017, *Otol Neurotol: Oral Administration of Clinical Stage Drug Candidate SENS-401 Effectively Reduces Cisplatin-induced Hearing Loss in Rats* ([link](#))

COLLABORATION WITH COCHLEAR® LTD

COMBINATION OF COCHLEAR IMPLANT WITH SENS-401 TO PREVENT CELL-DEATH POST COCHLEAR IMPLANT PROCEDURE

HEALTHY AGEING

Growing understanding of the link between healthy hearing and healthy ageing



31,600
Implants sold
by Cochlear®
globally in 2020¹

\$1.4bn
Cochlear implant
market in 2020²

- In Q4 2017 Sensorion and Cochlear® entered into an agreement to evaluate whether SENS-401 in combination with Cochlear's cochlear implants can reduce cell-death from the implant procedure
- Cochlear® invested €1.6m in Sensorion equity. In exchange, Cochlear® received a right of first negotiation for a global license to use SENS-401 in combination with its implantable devices
- Cochlear and Sensorion to begin first clinical trial of SENS-401 for hearing preservation in combination of with cochlear implantation after encouraging in vivo preclinical studies showing preservation of residual acoustic hearing at statistically significant levels at a frequency located beyond the electrode array

Source: Cochlear® 2018 investor day ([link](#))

¹Cochlear® 2020 financial report ([link](#))

²Market estimates ([link](#))

SENSORION

Potential Newsflow [Estimated timelines]

- H2 2021 – Submission of the clinical trial application for the SENS-401 CIO study in adults
- H2 2021 – Submission of the clinical trial application for the pilot study SENS-401 with cochlear implant
- January 2022 – Top line data readout for the SENS-401 Phase 2 clinical study in SSNHL
- H1 2022 – Start of the pilot study SENS-401 in combination with cochlear implants
- H1 2022 – Sensorion and Institut Pasteur disclosing next steps for the USHER-GT program
- H1 2022 – GJB2-GT Candidate selection
- H1 2023 – Submission of the clinical trial application for the OTOF-GT program (CTA/IND)

INVESTMENT HIGHLIGHTS

- Sensorion is focused on **innovative treatments** that can **restore, treat and prevent hearing loss**
- **Three novel gene therapy programs** targeting unmet needs in **Otoferlin Deficiency, GJB2-related hearing loss** and **Usher Syndrome Type 1**
 - **Promising pre-clinical data** demonstrating improvement and restoration of hearing and vestibular functions (OTOF/USH1)
- **Exclusive relationship with Institut Pasteur** for all Inner Ear Gene Therapy Programs during the timeframe of the agreement
- Phase 2 study for **Sudden Sensorineural Hearing Loss with an oral small molecule**
 - Global, randomized study with **topline data release in January 2022**
- **Experienced management team** with broad expertise in gene therapy and drug development
- Strong shareholder support from **leading blue-chip investors**



SOFINNOVA

bpi**france**

FINANCIAL OVERVIEW

Date Established.....	2009
IPO	2015
Euronext Paris	„ALSEN.PA
Cash (June 30, 2021):.....	≈€55m
<i>Cash runway until end of H2 2022</i>	

THANK YOU

Nawal Ouzren

Chief Executive Officer

[E: contact@sensorion-pharma.com](mailto:contact@sensorion-pharma.com)

