

# Sensorion



August 2022



1

**SENSORION**

---



# DISCLAIMER

---

- This document has been prepared by Sensorion (the “Company”) and is provided for information purposes only. This document does not purport to contain comprehensive or complete information about the Company and is qualified in its entirety by the business, financial and other information that the Company is required to publish in accordance with the rules, regulations and practices applicable to companies listed on Euronext Paris. No reliance may be placed for any purposes whatsoever on the information or opinions contained in this document or on its accuracy or completeness.
- This presentation does not constitute an offer to sell, a solicitation of, or an invitation to subscribe for or to buy, securities of Sensorion in any jurisdiction.
- The information and opinions contained in this document are provided as of the date of this document only and may be updated, supplemented, revised, verified or amended, and thus such information may be subject to significant changes. The Company is not under any obligation to update the information or opinions contained herein which are subject to change without prior notice.
- The information contained in this document has not been subject to independent verification. No representation, warranty or undertaking, express or implied, is made as to the accuracy, completeness or appropriateness of the information and opinions contained in this document. The Company, its subsidiaries, its advisors and representatives accept no responsibility for and shall not, under any circumstance, be held liable for any loss or damage that may arise from the use of this document or the information or opinions contained herein.
- This document contains information on the Company’s markets and competitive position, and more specifically, on the size of its markets. This information has been drawn from various sources or from the Company’s own estimates which may not be accurate and thus no reliance should be placed on such information.
- This document contains certain forward-looking statements. These statements are not guarantees of the Company’s future performance. These forward-looking statements relate to the Company’s future prospects, developments and marketing strategy and are based on analyses of earnings forecasts and estimates of amounts not yet determinable. Forward-looking statements are subject to a variety of risks and uncertainties as they relate to future events and are dependent on circumstances that may or may not materialize in the future. Forward-looking statements cannot, under any circumstance, be construed as a guarantee of the Company’s future performance and the Company’s actual financial position, results and cash flow, as well as the trends in the sector in which the Company operates, may differ materially from those proposed or reflected in the forward-looking statements contained in this document. Important factors that could cause actual results to differ materially from the results anticipated in the forward-looking statements include those discussed or identified in the “Risk Factors” section of our 2021 Annual Financial Report published on April 28, 2022 and available on our website ([www.sensorion.com](http://www.sensorion.com)). Even if the Company’s financial position, results, cash-flows and developments in the sector in which the Company operates were to conform to the forward-looking statements contained in this document, such results or developments cannot be construed as a reliable indication of the Company’s future results or developments. The Company does not undertake any obligation to update or to confirm projections or estimates made by analysts or to make public any correction to any prospective information in order to reflect an event or circumstance that may occur after the date of this document.
- Certain figures and numbers appearing in this document have been rounded. Consequently, the total amounts and percentages appearing in the tables may not necessarily equal the sum of the individually rounded figures, amounts or percentages.
- All persons accessing this document must agree to the restrictions and limitations set out above.

# Investments Highlights

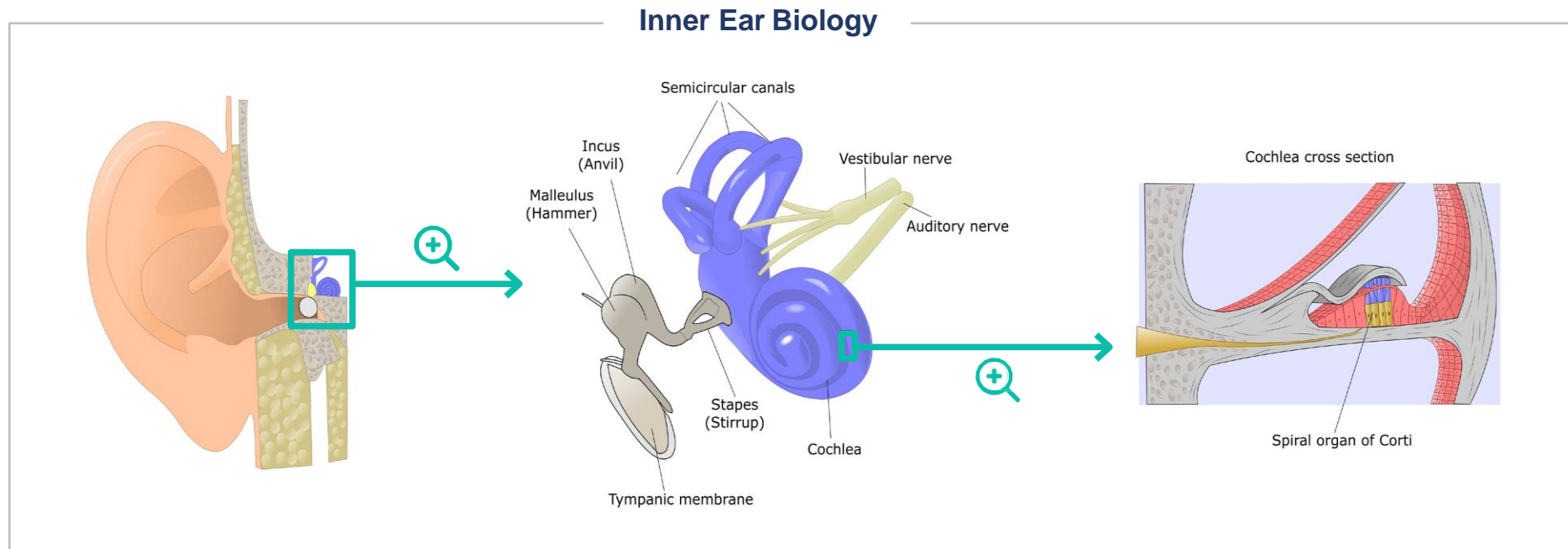
- Sensorion is focused on **innovative treatments** that can **restore, treat and prevent hearing loss**
  - **Two gene therapy programs, OTOF-GT and GJB2-GT**, targeting monogenic forms of deafness:
    - caused by a mutation of the gene encoding for **Otoferlin**
    - related to mutation in **GJB2 gene**
  - **Its oral small molecule asset SENS-401** currently in clinical development in the following indications:
    - Sensorion and **Cochlear Ltd.** CTA approved for SENS-401 in patients scheduled for cochlear implantation in H1 2022 in France and Australia. First patient enrolled by mid-2022
    - **Cisplatin-Induced Ototoxicity** clinical PoC study continued with CTA amendment in H2 2022
    - **Sudden Sensorineural Hearing Loss** indication looking for potential partner
- **Exclusive relationship with Institut Pasteur** providing exclusive rights of first negotiation for all patents in the field of the genetics of hearing during the timeframe of the agreement
- Strong partnerships with **Necker Hospital, Cochlear Ltd.** and **Sonova**
- Strong shareholders support from **leading blue-chip investors**



## FINANCIAL OVERVIEW

Date Established.....	2009
IPO.....	2015
Euronext Paris .....	ALSEN.PA
Cash (Dec 31, 2021) .....	≈€50m
<i>Cash runway until end of Q2 2023</i>	

# The inner ear: one of the most delicate organs in the human body



## KEY FACTS

### Limited number of hair cells:

- 3,500 Inner Hair Cells
- 12,000 Outer Hair Cells

Hair cells do not naturally regenerate

### According to the WHO\*:

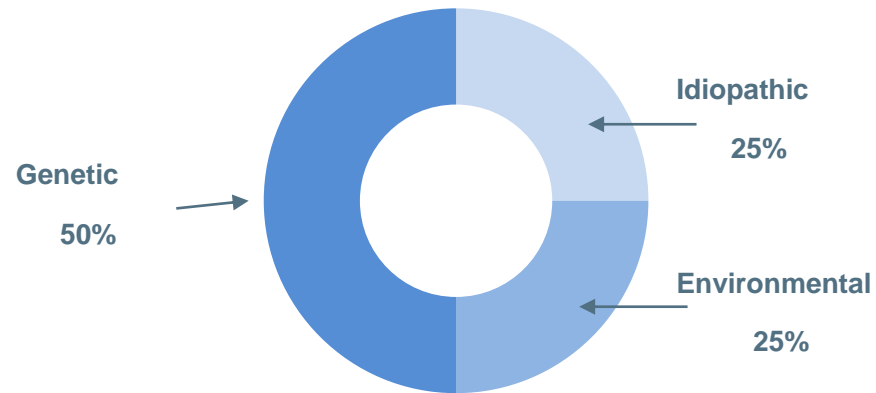
~ 400m people affected by disabling hearing loss worldwide including 34m children

~ 700m people projected to be affected by 2050

*\*World Health Organization, 2021 World report on Hearing*

# Our strategy: **RESTORE**, **TREAT** & **PREVENT** hearing loss

## Causes of hearing loss



### GENE THERAPY APPROACH

- Exclusive collaboration signed with Institut Pasteur in Gene Therapy to **RESTORE** auditory functions
- Program to **RESTORE** hearing in Otoferlin deficiency (DFNB9 deafness), one of the most common forms of congenital deafness
- Program to **RESTORE** hearing in *GJB2*-related hearing loss, the most common form of congenital deafness, also involved in adult early onset forms of severe presbycusis and in childhood onset forms of hearing loss



### SMALL MOLECULE APPROACH

- Phase 2 study completed with SENS-401 to **TREAT** Sudden Sensorineural Hearing Loss Exploring partnering opportunities
- Phase 2a with SENS-401 to **PREVENT** residual hearing loss after cochlear implantation
- Phase 2a study with SENS-401 to **PREVENT** Cisplatin-Induced Ototoxicity

# Our critical strategic alliances from bench to bedside



- EU reference center for monogenic forms of deafness
- Natural History Study currently running for all monogenic forms of deafness; extension in EU clinical sites in preparation (OTOCONEX study)



- Interdisciplinary approach to the mechanisms of hearing and its damage
- Research in deafness therapies and preclinical studies

**TRANSLATIONAL RESEARCH**



**SENSORION**



## French Military Biomedical Research Institute

- Access to a military population at risk of noise-induced hearing loss
- Strong medical network, strict monitoring and precise, regular, well-documented explorations
- Partnership to identify biomarkers for noise-induced hearing loss



Cochlear™

- Global leader in implantable hearing solutions
- Currently developing a drug/ device combination to maintain residual hearing after CI surgery



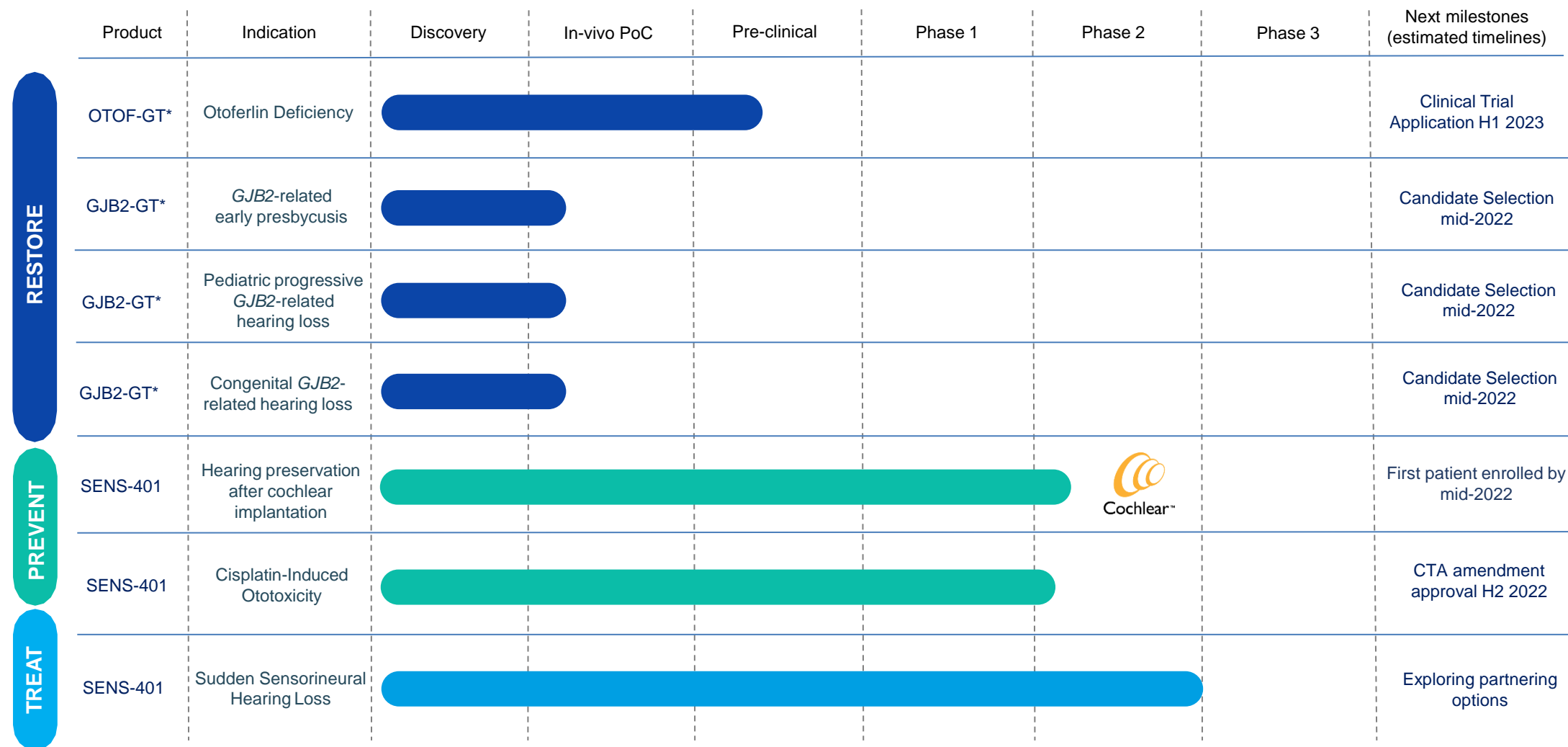
**DIAGNOSIS & PATIENT JOURNEY**

- Biggest retail chains in the world
- A significant shareholder in Sensorion
- Collaboration to initiate Natural History in presbycusis



- Functional exploration in the field of otolaryngology and neurosciences (combining biological and audiological data)

# Our pipeline: a comprehensive portfolio to RESTORE, TREAT & PREVENT hearing loss



*3SBio has a right of first refusal with respect to licensing in Greater China of SENS-401 (except in combination with cochlear implants) and OTOF-GT*

*\*Option to obtain a licence from Institut Pasteur (pre-defined financial terms and other terms to be negotiated)*



# An experienced team, Board of Directors and SAB



**NAWAL OUZREN**  
Chief Executive Officer

**SENSORION**  
(Since 2017)

**SHIRE**  
(2016-2017)  
Head of the Global Genetic  
Diseases Franchise



**GÉRALDINE HONNET**  
Chief Medical Officer

**SENSORION**  
(Since 2020)

**GENETHON**  
(2011-2020)  
Director of Development



**OTMANE BOUSSIF**  
Chief Technical Officer  
and CSO ad interim

**SENSORION**  
(Since 2021)

**NOVARTIS**  
(2015-2021)  
Head Cell & Gene Therapy T. Dev.



**STEPHANIE FILIPE**  
Head of PMO

**SENSORION**  
(Since 2020)

**CELLECTIS**  
(2016-2020)  
Program Leader &  
Preclinical Manager

## Board of Directors

- **Scott D. Myers**, USA, Chairman, Independent Director
- **Khalil Barrage**, USA, Director representing Invus
- **Julien Miara**, France, Director representing Invus
- **Cédric Moreau**, France, Director representing Sofinnova Partners
- **John Furey**, USA, Independent Director
- **Eric de la Fortelle**, France, Independent Director
- **Aniz Girach**, UK, Independent Director
- **Jean-François Morin**, France, Director representing BPI Investment

## Scientific Advisory Board

- **Pr Christine Petit**, France, Chair, Professor, Institut Pasteur
- **Pr Alain Fischer**, France, Professor, Collège de France
- **Dr. Robert Dow**, UK, Chief Medical Officer, Scendea
- **Dr. Paul Avan**, France, Head of the Center for Research, Hearing Institute (Paris)
- **Dr. Diane Lazard**, France, Principal Associate Investigator, Hearing Institute (Paris)
- **Dr. Hernán López-Schier**, Germany, Senior Group Leader & Research Unit Director at the Helmholtz Center (Munich)

# We have established internal capabilities to ensure successful execution



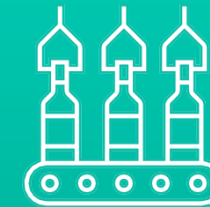
## PRECLINICAL CAPABILITIES FOR SMALL MOLECULES & GT PROGRAMS

- **In Vitro platform:** assays development, target & drug discovery, biomarkers
- **In Vivo platform:** from the PoC to the dose-finding studies in disease-relevant rodent models
- **AAV screening platform:** design and select the best drug candidate (capsid & promoter selection)



## CLINICAL EXPERIENCE

- 400 people enrolled in Sensorion led clinical trials
- Set-up audio tests in different countries, languages
- Central reading of audiometry testing



## CMC GENE THERAPY FACILITIES

- **Process development lab:** non-GMP manufacturing at small scale: set-up a platform for AAV productions
- **Analytical development lab:** development of product-specific analytical methods, internalize generic assays to support process development and AAV productions



## REGULATORY EXPERTISE

- Multiple regulatory interactions with the EMA and the FDA
- Informative discussions about how to shape the treatment guidelines and standardize clinical endpoints



2

**GENE  
THERAPY  
RESTORE**

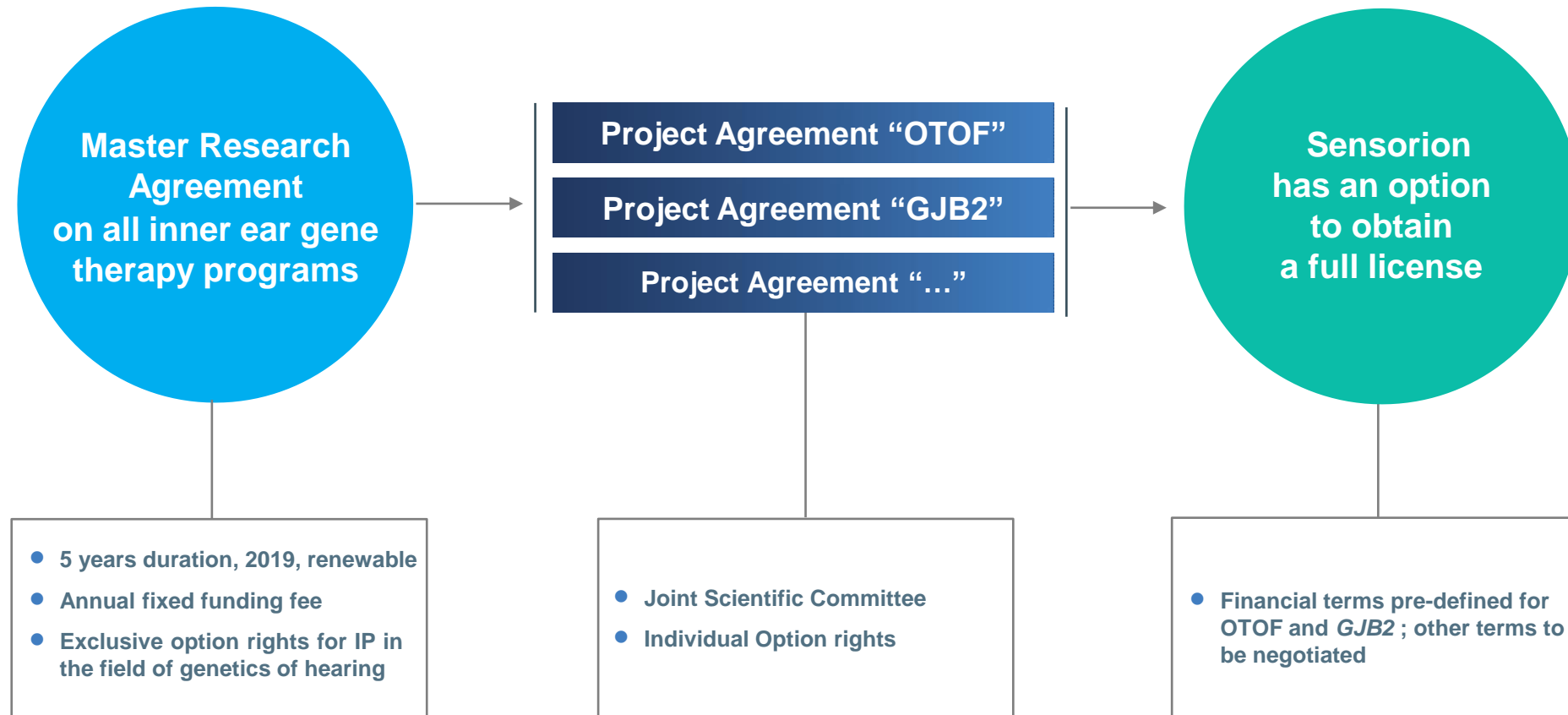
---



# Strategic R&D collaboration with Institut Pasteur on genetics of hearing

## 2 PROGRAMS INITIATED UNDER THE COLLABORATION AGREEMENT WITH INSTITUT PASTEUR

Rare disease, high unmet medical need



# Sensorion's gene therapy programs to treat rare auditory diseases

## 2 PROGRAMS INITIATED UNDER THE STRATEGIC COLLABORATION AGREEMENT WITH INSTITUT PASTEUR

### OTOFERLIN DEFICIENCY

- Patients with mutations in OTOF suffer from severe to profound sensorineural prelingual non-syndromic hearing loss
- Otoferlin deficiency could be responsible for up to 8% of all cases of congenital hearing loss
- Prevalence ~20,000 in the USA + EU
- Incidence ~1,100 per year in USA + EU

### GJB2-RELATED HEARING LOSS

We have identified three forms of hearing loss associated with *GJB2* gene mutations:

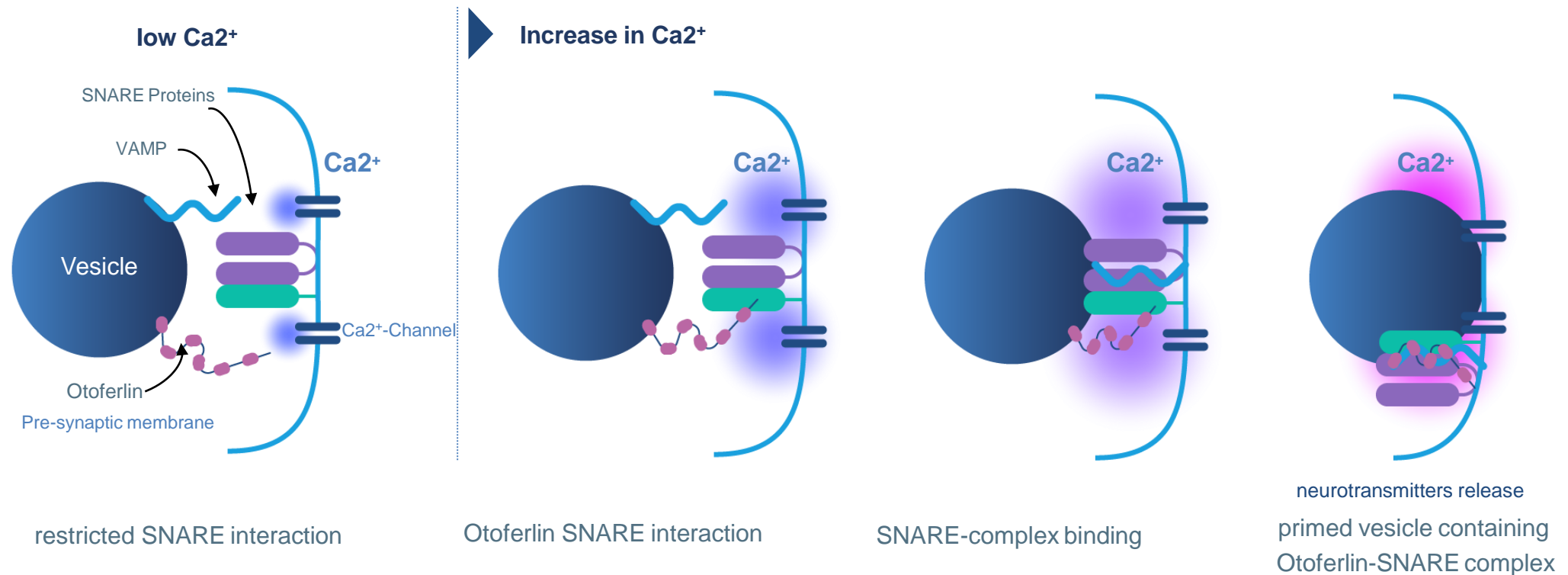
- Early onset of severe presbycusis
- Childhood onset
- Congenital onset
- ~100,000 patients between 30 and 69 years old thought to be affected by a monogenic form of presbycusis due to *GJB2* mutations
- Prevalence of congenital and childhood onset forms are estimated to be around 200,000 patients as around 50% of autosomal recessive non syndromic hearing loss cases are thought to be from *GJB2* mutations

Sources: Akil et al. 2019 ([link](#)), Orphanet ([link](#)), NIH ([link](#)), company estimates based on publicly available population data, Chardan 2020 report, Bryan, Garnier & Co 2019 report, Institut Pasteur, Boucher et al. 2020 ([link](#))

**DELAYED DIAGNOSIS – NOT SUSPECTED AT FIRST SIGHT**

**GENE THERAPY HAS A LIFE-CHANGING POTENTIAL FOR THESE AUDITORY DISEASES**

# OTOF Gene encodes Otoferlin, a key $\text{Ca}^{2+}$ sensor protein

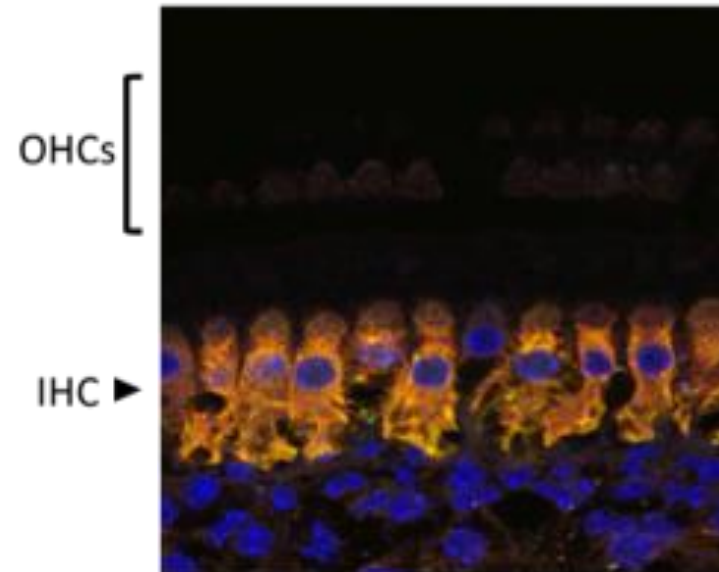


Model illustrating calcium regulation of Otoferlin/SNARE interaction in the hair cell – Adapted from Ramakrishnan *et al.* 2014

**OTOF is the gene coding for the Otoferlin protein, a  $\text{Ca}^{2+}$  sensor for vesicle fusion and vesicle pool replenishment at auditory hair cell ribbon synapses**

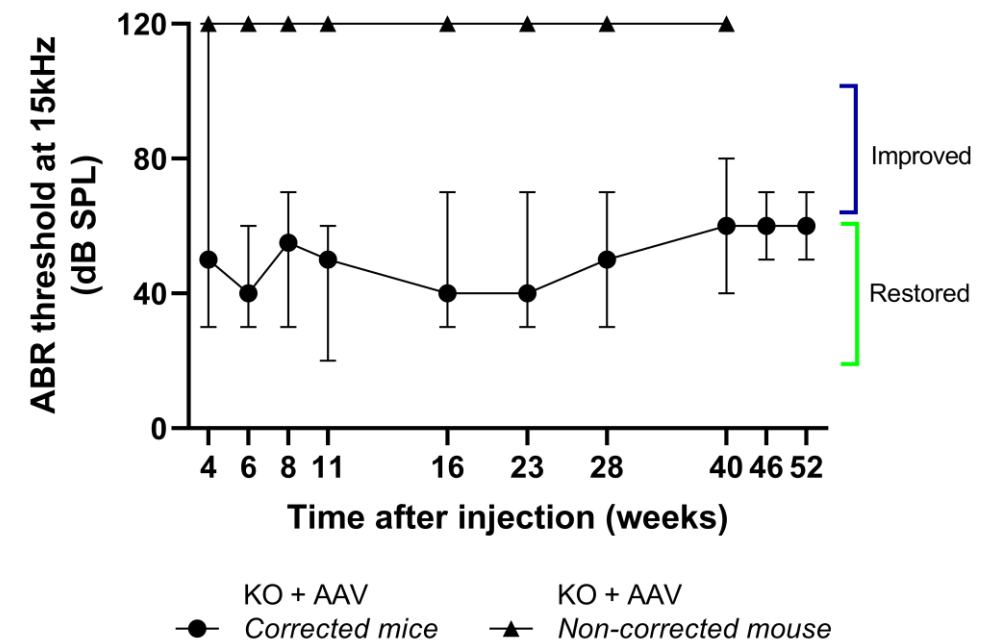
# Dual AAV-OTOF resulted in IHCs specific expression and hearing restoration in DFNB9 mice

## Target cell specific protein expression



- Dual AAV-OTOF injection into the cochlea leads to **IHC specific de novo Otoferlin protein expression**

## Hearing restoration in DFNB9 mice

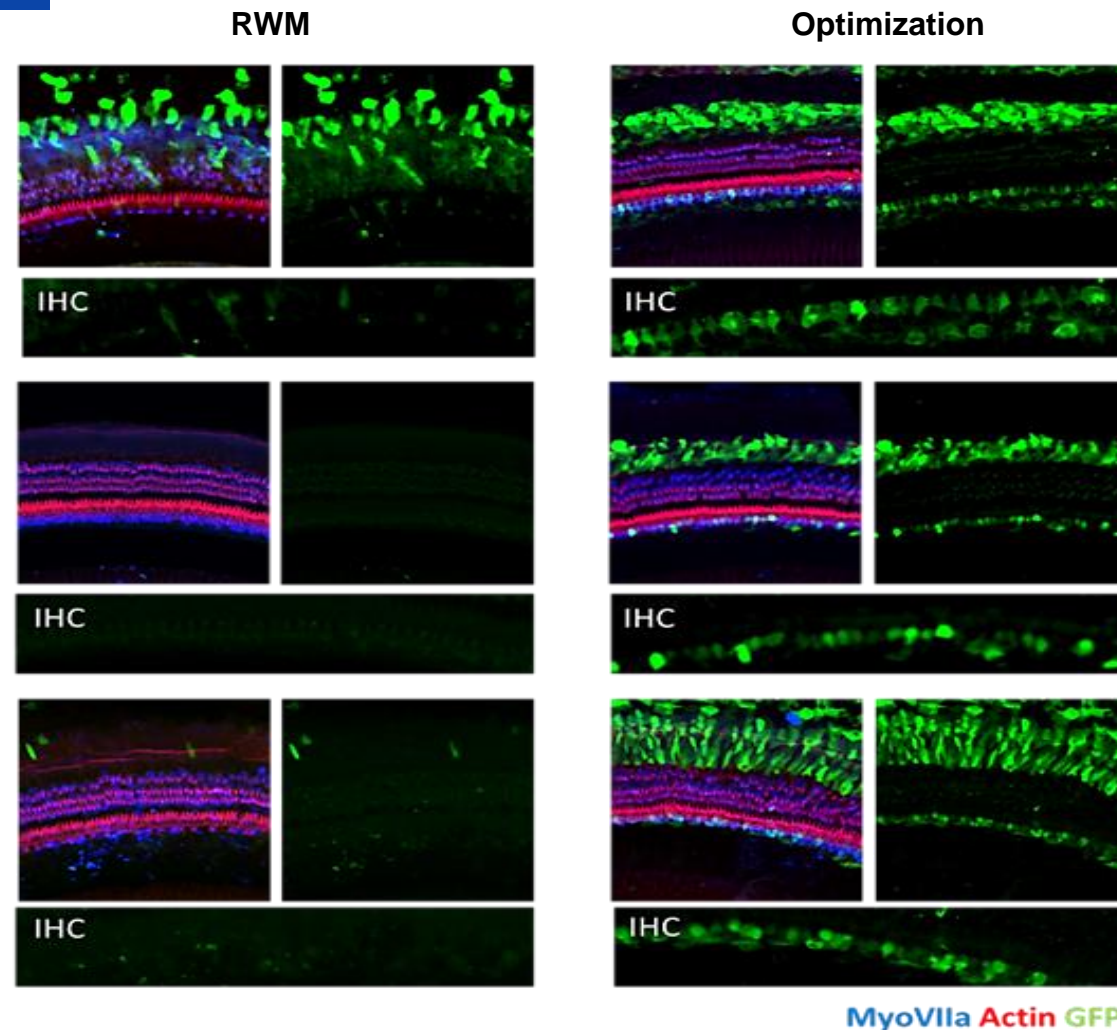


- **Durable hearing restoration** in *Otof*<sup>-/-</sup> mice by dual AAV-OTOF directly delivered to the inner ear up to one year post-injection

# Optimized surgical procedure leads to IHC specific AAV-delivered transgene transduction in mature NHP cochlea

## AAV vector distribution in cochlea of NHP

- Delivery of the AAV transgenes to **IHCs and not OHCs** in NHP
- **High transduction efficiency** with more than 50% IHCs along the tonotopic axis in mature NHP cochlea
- **No correlation** between anti-AAV neutralizing antibodies (measured in blood before injection) and the average of GFP<sup>+</sup> cells



## Surgical approach

- Surgical procedure is **similar to cochlear implantation** and well mastered by ENTs surgeons
- Optimized surgery uses **stapedotomy procedure** to maximize target cells exposure along the full length of the tonotopic axis
- **New injection system** device under development



# Otoferlin “Audinnove” consortium provides privileged access to patients and surgeons

## Audinnove consortium received Hospital-University Research (RHU) prize:

- The consortium is eligible to receive up to €9.7m to develop a gene therapy program addressing Otoferlin deficiency
- Audioferlin: Natural History Study: clinical evaluation and selection of patients
- Database compilation with genotypic and phenotypic characterization of children with congenital hearing loss
- Phase 1/2 gene therapy study (financing up to 1st patient in the clinical study)

Audinnove consortium is key to the understanding of the epidemiology and to build awareness of the emerging gene therapies

## Necker-Enfants Malades Hospital

- The first dedicated pediatric hospital in the world

The Reference Center for Genetic Deafness at Necker coordinates the French and European genetic deafness networks



Audinnove is financed by the French State, via the National Research Agency through the “Investing for the future” program (ref: ANR-18-RHUS-0007)

## OTOCONEX: expanding the Natural History Study across Europe

## AUDINNOVE CONSORTIUM MEMBERS



# OTOF gene therapy program status

---

PoC data in mouse & PoC preliminary data in NHPs



Submission of European Natural History Study OTOCONEX



Product development and manufacturing agreement



Production of toxicological batches mid-2022

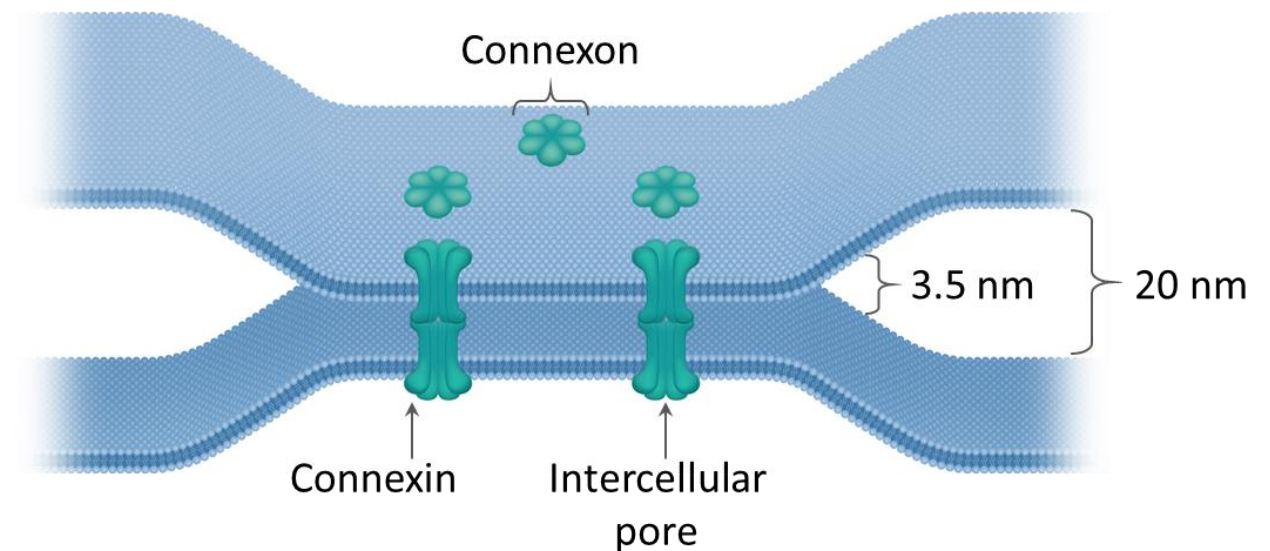
Advice from regulatory authorities



Clinical Trial Application H1 2023

# CONNEXIN 26: a gap-junction protein encoded by *GJB2* gene and responsible for tissue homeostasis - mutations in the gene lead to deafness

- *GJB2* is the gene encoding for the **Connexin 26** protein; one of 20 known connexins in humans and almost endemic to the cochlea (together with Cx30); **a hexamer of 6 proteins forms Gap Junctions**
- Gap Junctions are **key for the intercellular exchange of molecules** (miRNA, glucose, ions, etc.) hence responsible for **tissue homeostasis**
- *GJB2* cDNA = 681 bp compatible with the use of a **single AAV**
- More than 100 recessive mutations origin Cx26 truncation / deletion leading to non-syndromic hearing loss and deafness
- *GJB2* mutations are the **most prevalent form of congenital deafness** (DFNB1)
- Children are usually **diagnosed during routine newborn screening** and current SoC is cochlear implantation prior to language acquisition
- Prof. Christine Petit observed in an epidemiology study that some patients demonstrating early onset of **severe presbycusis** carried *GJB2* mutations<sup>[1]</sup>



*Schematic representation of a gap junction – adapted from Kemperman, Hoefsloot and Cremers J R Soc Med 2002;95; 171-177*

[1]: Boucher et al. 2020

## GJB2 gene therapy program next steps

---

Submission of European Natural  
History Study OTOCONEX



Submission of Natural History Study  
in collaboration with Sonova

Candidate selection mid-2022

Preclinical IND enabling studies



3





**SENS-401**

**TREAT  
AND  
PREVENT**

---



# SENS-401: Multiple indications to treat and prevent hearing loss

	Product	Indication	Discovery	<i>In vivo</i> POC	Preclinical	Phase 1	Phase 2	Phase 3	
PREVENT	SENS-401	Hearing preservation after cochlear implantation							
	SENS-401	Cisplatin Induced Ototoxicity							
TREAT	SENS-401	Sudden Sensorineural Hearing Loss*							

*\*Patriot\* Consortium (IRBA, Sensorion, Echodia, Institut Pasteur) awarded up to €10.8m non dilutive financing by French government, staged over the duration of the project. Sensorion will receive up to €5.6m to further develop SENS-401 in SSNHL French army*

# Sudden Sensorineural Hearing Loss SSNHL

## WHAT IS SSNHL?

**The sudden onset of a significant hearing loss due to dysfunction of the cells of the cochlea and central auditory structures.**

Hearing loss develops over less than 72 hrs, hearing sensitivity is reduced by at least 30 dB (1,000 fold) in the affected ear(s).

>70% of cases are idiopathic, known causes include noise/head trauma, ischemia, infection.

>50% of patients suffer from permanent disabling hearing loss, mostly those with initial severe/profound hearing loss.

**Complications significantly impact quality of life due to:**

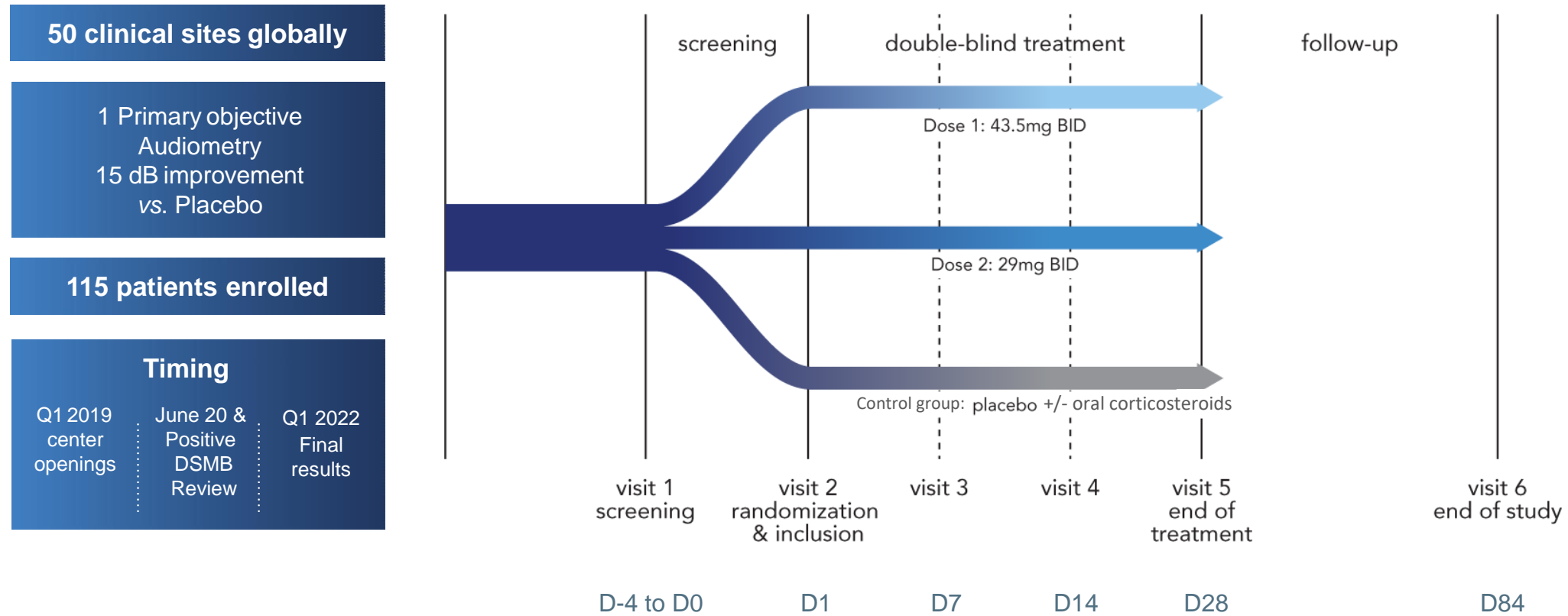
- Difficulties in communicating, social isolation, cognitive decline
- Accompanying tinnitus

**Incidence:** 27-35 per 100,000 (218,000 patients in 2017 in G7 countries)<sup>1</sup>

<sup>1</sup> Company/ estimates based on publicly available data (in the US, Japan, Germany, France, the UK, Italy and Spain)

# SENS-401 SSNHL program: phase 2 design

A RANDOMIZED, MULTICENTER, DOUBLE-BLIND, PLACEBO-CONTROLLED TRIAL



50 clinical sites globally

1 Primary objective  
Audiometry  
15 dB improvement  
vs. Placebo

115 patients enrolled

### Timing

Q1 2019  
center  
openings

June 20 &  
Positive  
DSMB  
Review

Q1 2022  
Final  
results

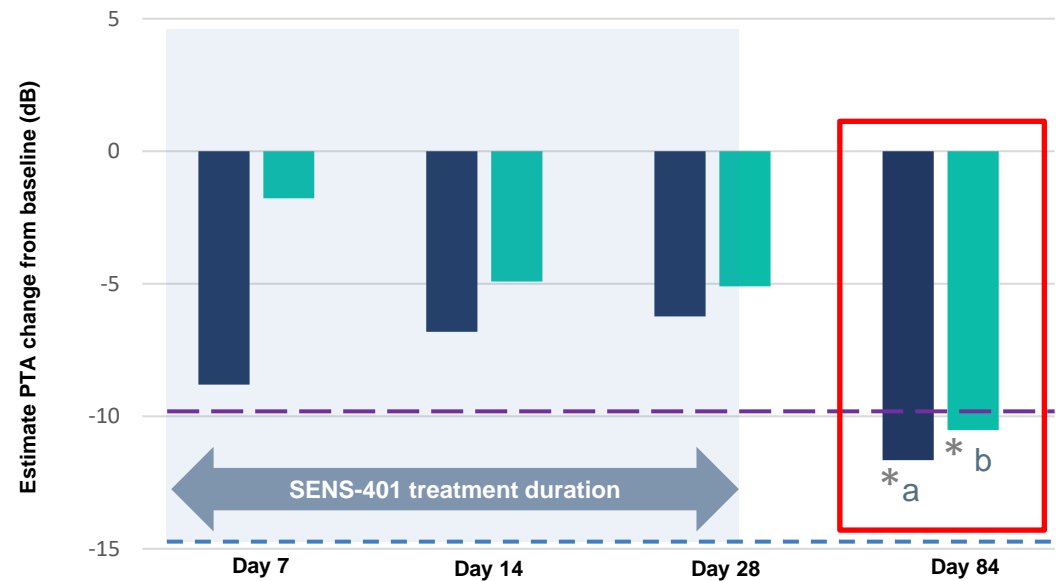
### Primary endpoint definition:

“...change in pure tone audiometry (PTA); average of the hearing threshold of 3 contiguous most affected hearing frequencies in decibels in the affected ear from baseline to the end of treatment visit (Visit 5/D28±3)”



# SENS-401 shows a clinically meaningful effect at Day 84 in a large sub-population

## PTA improvement from baseline compared to placebo on per protocol idiopathic SSNHL



### Legend

- SENS-401 High dose vs Placebo
- SENS-401 Low dose vs Placebo

\**a* :  $p < 0,05$    \**b* :  $p = 0.0566$

- **Statistically significant effect** on PTA change with more than 10 dB change from baseline vs placebo observed over time in homogeneous idiopathic population of patients treated with corticosteroids.

	Day 7	Day 14	Day 28	Day 84
High dose	N= 21	N= 23	N= 22	N= 17
Low dose	N= 26	N= 26	N= 26	N= 21
Placebo	N= 25	N= 28	N= 27	N= 25

### --- Primary analysis

Comparing SENS-401 treatment groups to Placebo at **Day 28** with a **target of an improvement of 15 dB**.

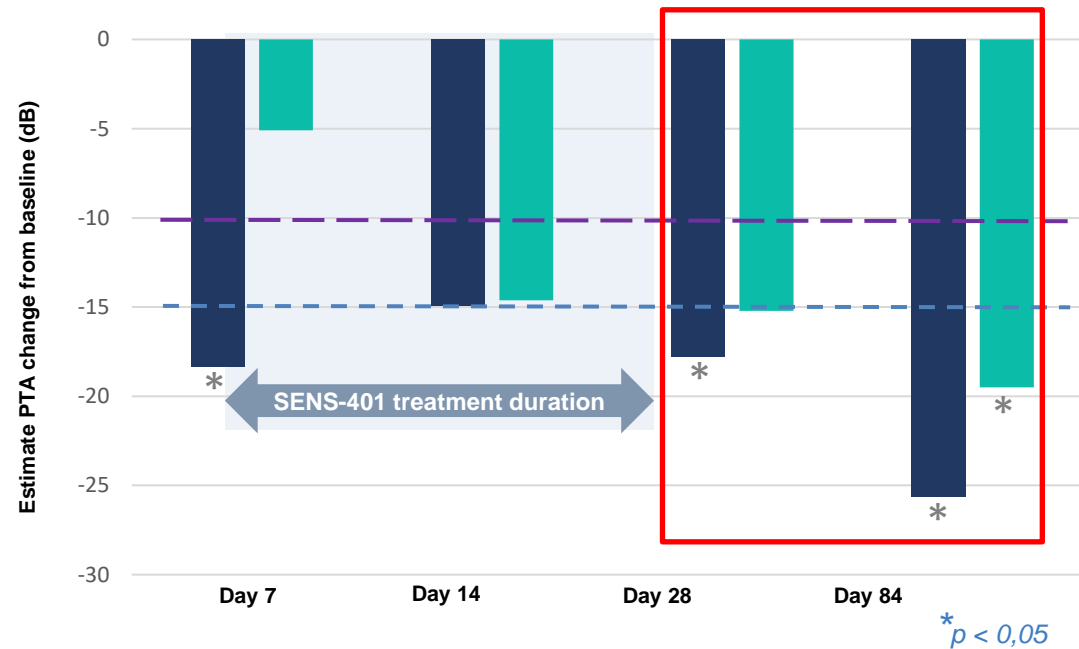
— 10 dB change from baseline considered as clinically meaningful.

### Sub-population

Homogeneous idiopathic population of patients treated with corticosteroids.

# SENS-401 effect is more pronounced in a profound hearing loss sub-group (PTA $\geq$ 80 dB)

## PTA improvement from baseline compared to placebo



### Legend

- SENS-401 High dose vs Placebo
- SENS-401 Low dose vs Placebo

- SENS-401 induces a **significant PTA change of at least 19 dB at day 28 and up to 25 dB at Day 84** allowing a reduction of the hearing loss degree **from profound to mild hearing loss**.
- A better response was observed in both treatment groups with a **continuous improvement between Day 28 and Day 84**.

	Day 7	Day 14	Day 28	Day 84
High dose	N= 11	N= 11	N= 9	N= 9
Low dose	N= 11	N= 11	N= 9	N= 9
Placebo	N= 14	N= 15	N= 15	N= 13

### --- Primary analysis

Comparing SENS-401 treatment groups to Placebo at Day 28 with a **target of an improvement of 15 dB**.

— 10 dB change from baseline considered as clinically meaningful.

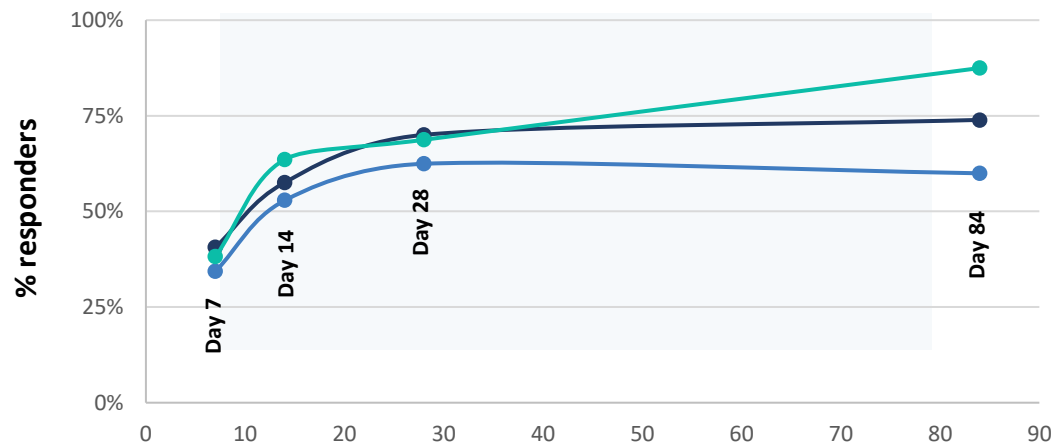
### Sub-population

Homogeneous idiopathic population of patients with profound hearing loss (PTA  $\geq$  80 dB) treated with corticosteroids.

# Responder rate is always better in the treated groups compared to placebo

## Responder analysis on ITT population

Population showing an improvement greater than 30 dB



### Legend

- SENS-401 High dose
- SENS-401 Low dose
- Placebo

- Responder rate is **always better** in the treated groups compared to placebo.
- Difference between treated groups and placebo **increases over time**.

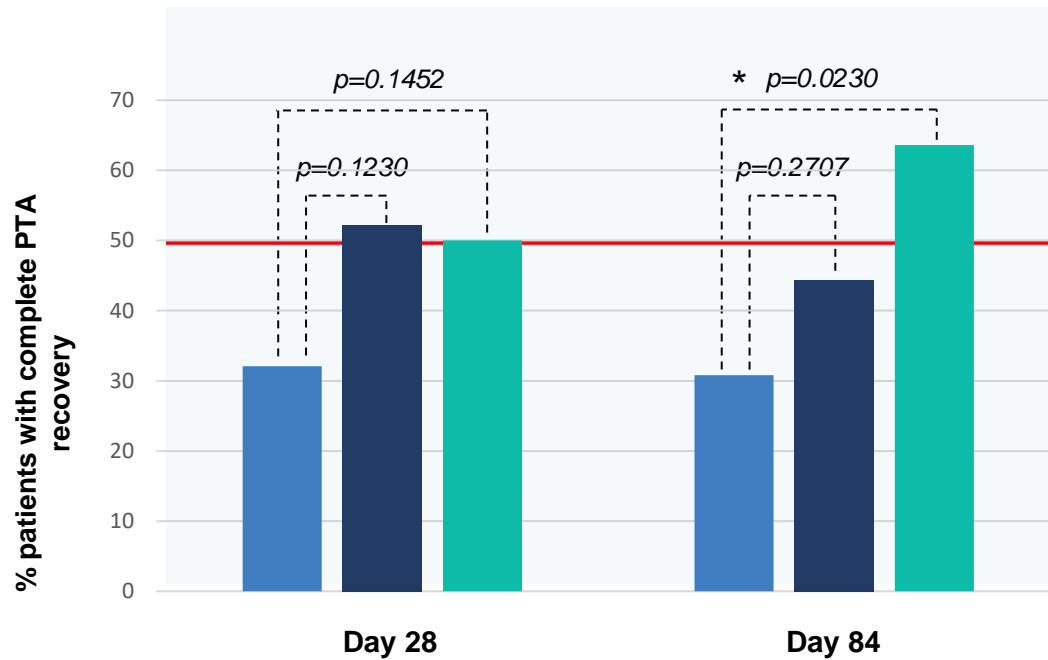
n	Day 7	Day 14	Day 28	Day 84
High Dose	13	19	21	17
Low Dose	13	21	22	21
Placebo	11	18	20	18

### Responder rate

Calculated with the data available at each visit

# SENS-401 induces complete PTA recovery in 50% of patients

## Complete PTA recovery



Complete PTA recovery (n/n total)	Placebo	High Dose	Low Dose
Day 28	9/28	12/23	13/26
Day 84	8/26	8/18	14/22

- **Complete hearing recovery** is defined as patients with hearing loss at baseline who will revert to PTA < 20 dB, considered as “normal” hearing.

# SENS-401 SSNHL phase 2 results summary

## Exploring partnering opportunities

---

### AUDIBLE-S SECONDARY ENDPOINT RESULTS

- Safe and well tolerated in 115-patient SSNHL study; primary endpoint not met
- SENS-401 shows a **clinically meaningful and statistically significant effect on PTA change over time in a large homogeneous idiopathic population of patients treated with corticosteroids**
- **Responder rate is always better in the treated group** compared to Placebo and difference with Placebo increases over time
- SENS-401 induces a **significant PTA change of at least 19 dB at day 28 and up to 25 dB at Day 84 allowing a reduction of the hearing loss degree from profound to mild**
- **The change in PTA translates into functional improvement evidenced with speech audiometry tests**
- **Complete PTA recovery is achieved in 50% of the SENS-401 treated patients**

# SENS-401 focus on how to preserve residual hearing after cochlear implantation

## COMBINATION OF COCHLEAR IMPLANT WITH SENS-401 TO PREVENT CELL-DEATH POST COCHLEAR IMPLANT PROCEDURE

**HEALTHY AGEING**

Growing understanding of the link between healthy hearing and healthy ageing

Cognitive decline

Depression

Falls

Isolation

Ability to work

Loss of independence

Source: Cochlear® 2018 investor day ([link](#))

**36,450**  
Implants sold by Cochlear® globally in 2021<sup>1</sup>  
~60% global market share

**\$1.5bn**  
Cochlear implant market in 2020<sup>2</sup>

**Market penetration**  
80% in children, in developed markets<sup>1</sup>  
3% in adults<sup>1</sup>

<sup>1</sup>Cochlear® FY21 Result Presentation ([link](#))

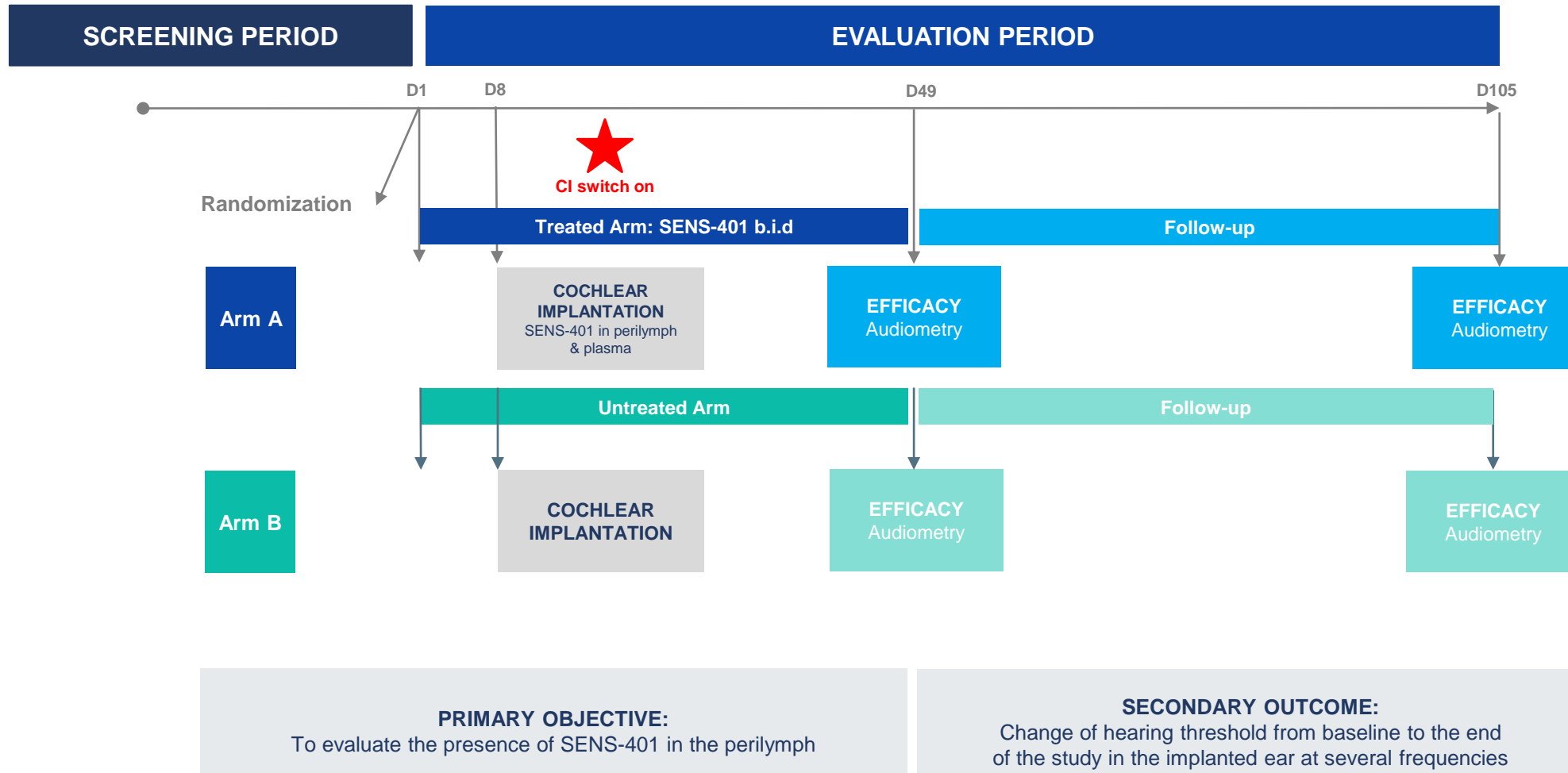
<sup>2</sup>Market estimates ([link](#))

- Collaboration with Cochlear® started in Q4 2017 and Cochlear® invested €1.6m in Sensorion equity
- Cochlear® received at that time a right of first negotiation for a global license to use SENS-401 in combination with its implantable devices

# SENS-401 Proof of Concept clinical study design approved in France and Australia, in June 2022



A PHASE IIA, MULTICENTER, RANDOMIZED, CONTROLLED, OPEN-LABEL STUDY



# Cisplatin administration for chemotherapeutic treatment of cancer damages the inner ear and leads to hearing loss, tinnitus and dizziness

## WHAT IS CIO?

### **Hearing loss caused by cisplatin administration as chemotherapeutic treatment.**

Risk factors include young age as well as individual and cumulative cisplatin doses.

CIO leads to permanent inner ear problems in 50-60% of adult cases and in 90% of pediatric cases.

### **These complications significantly impact patients' quality of life due to:**

- Hearing loss, tinnitus and dizziness impacting daily life activities
- Problems in language acquisition and learning for pediatric patients
- Difficulties in communicating, social isolation, cognitive decline

Potential treatments must not interfere with cisplatin efficacy.

**Incidence of cisplatin treated patients:** 500,000 patients in 2025 in G7 countries<sup>1</sup>

<sup>1</sup> Company/ estimates based on publicly available data (in the US, Japan, Germany, France, the UK, Italy and Spain)



# SENS-401 CIO NOTOXIS

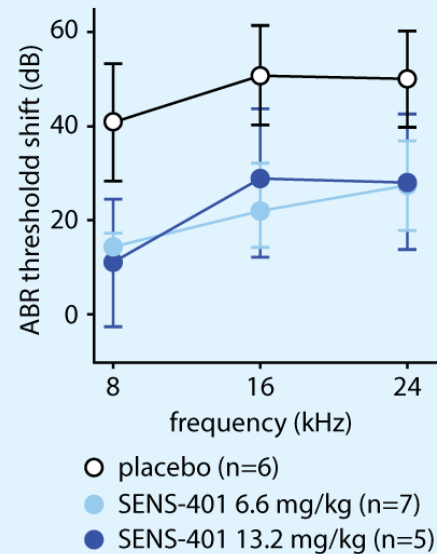
## Expecting CTA amendment approval in H2 2022

**SIGNIFICANTLY REDUCES CISPLATIN-INDUCED HEARING LOSS AND OUTER HAIR CELL DEATH IN PRE-CLINICAL MODELS**

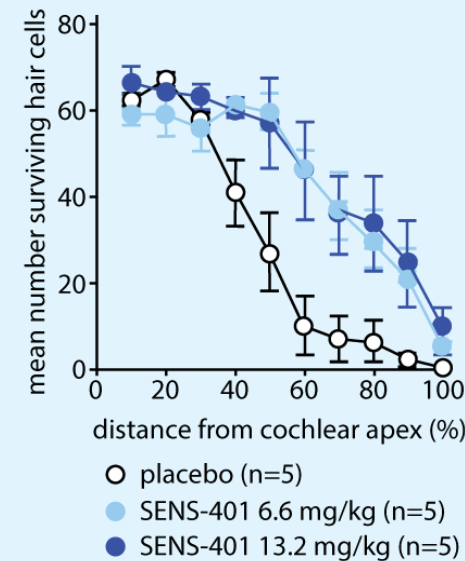
### TREATMENT PROTOCOL

SENS-401 6.6 mg/kg, 13.2 mg/kg or placebo were administered to rats once-daily for 13 consecutive days after cisplatin infusion

#### Auditory brainstem response (ABR) threshold shift at day 14



#### Cochleograms at day 14



Significant improvement versus placebo  
23-28 dB with 6.6 mg/kg (p<0.010)  
22-30 dB with 13.2 mg/kg (p<0.013)

Significant enhancement of outer hair cells survival 22-264% for both doses

Significantly more surviving outer hair cells were present after SENS-401 treatment compared with placebo (p<0.001), with up to 11-fold more in the basal turn of the cochlea

Source: Petremann et al. 2017, Otol Neurotol: Oral Administration of Clinical Stage Drug Candidate SENS-401 Effectively Reduces Cisplatin-induced Hearing Loss in Rats (link)

# SENS-401 program next steps

---

CTA approval for SENS-401 study to preserve residual hearing post cochlear implementation in France and Australia H1 2022




First patient enrolled in for SENS-401 study to preserve residual hearing post cochlear implantation mid-2022

SENS-401 CIO NOTOXIS CTA amendment approval H2 2022

SENS-401 SSNHL exploring potential partners for further developments

# Sensorion potential newsflow [estimated timelines]

---

- H1 2022 – CTA approval for SENS-401 study to preserve residual hearing post cochlear implantation in France and in Australia 
- Mid-2022 – First patient in for SENS-401 study to preserve residual hearing post cochlear implantation
- Mid-2022 – Delivery of toxicological batches for OTOF-GT
- Mid-2022 – GJB2-GT candidate selection
- H2 2022 – SENS-401 CIO (Cisplatin-Induced Ototoxicity) NOTOXIS CTA amendment approval
- September 22, 2022 – H1 Results
- H1 2023 – Submission of the Clinical Trial Application for the OTOF-GT program (CTA/IND)

# THANK YOU

---

**Nawal Ouzren**

Chief Executive Officer

[E: contact@sensorion-pharma.com](mailto:contact@sensorion-pharma.com)

